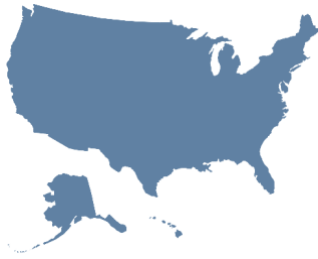
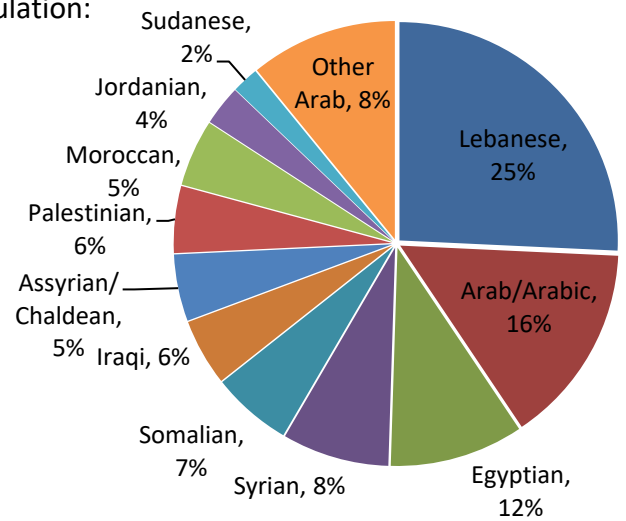


Demographics



Census Estimated Arab American Population:
2,041,484

AAI-Adjusted Population Total:
3,665,789*



Growth Trends

The population who identified as having Arabic-speaking ancestry in the U.S. Census grew by more than 72% between 2000 and 2010. The number of Americans who claim an Arab ancestry has more than doubled since the Census first measured ethnic origins in 1980 and is among the fastest growing Arab diaspora populations in the world. It is estimated that the nationwide Arab American population, adjusting for under-reporting*, is closer to number reported above.

Immigration

Based on data from the Census Bureau, the largest number of new Arab immigrants to the United States came from Iraq, Egypt and Somalia.

How do Arab Americans Identify Themselves?

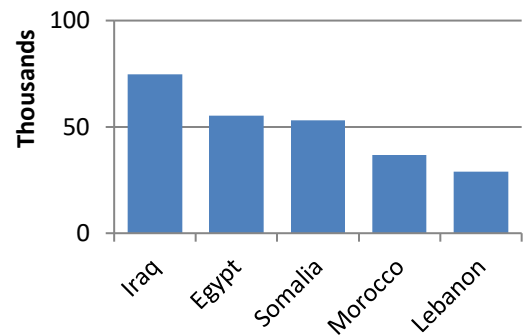
Primary Ethnic Identification is derived from responses to the ancestry question on the American Community Survey. Census data on "Arabs" includes the responses Lebanese, Syrian, Egyptian, Iraqi, Jordanian, Palestinian, Moroccan, Arab or Arabic, and the following countries collapsed as "Other Arab": Algeria, Bahrain, Djibouti, Kuwait, Libya, Oman, Qatar, Saudi Arabia, Tunisia, the United Arab Emirates, and Yemen.

We also include Arabic-speaking persons such as those who identify as Somali or Sudanese, identities which are not aggregated as Arab in Census reports. In the United States, according to the Census Bureau, roughly 31% of Arab Americans in the states have Lebanese or Syrian roots. Since 1990, significant increases appear in the number of Arab Americans of Iraqi, Egyptian, and Somali descent. 16% of ancestry respondents chose the generic identity of "Arab/Arabic."

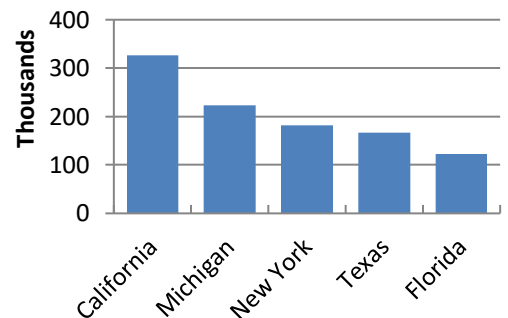
Where do Arab Americans Live?

Arab Americans live in all 50 states, but up to 94% live in metropolitan areas. New York, Detroit, Los Angeles, Chicago, and Washington D.C. are the top five metropolitan areas with Arab American populations, though there are also large numbers of Arab Americans in Florida, Texas, New Jersey, Ohio, Massachusetts, Pennsylvania, and Virginia.

Immigrant Country of Origin, 2008-2017



Top Arab American States by Population, 2017



*Research by AAI and Zogby International suggest that the Census Bureau estimate is likely significantly lower than the actual number of Arab Americans in the country. The American Community Survey identifies only a portion of the Arab population through a question on "ancestry" on the census long form. Reasons for the undercount include the placement of and limit of the ancestry question (as distinct from race and ethnicity); the effect of the sample methodology on small, unevenly distributed ethnic groups; high levels of out-marriage among the third and fourth generations; and distrust/misunderstanding of government surveys among recent immigrants.

Source: 2017 American Community Survey 1-Year Estimates– U.S. Census Bureau