

**Central District
Year End Report
2017**



Prepared by: Inspector Trent Stevely

Table of Contents

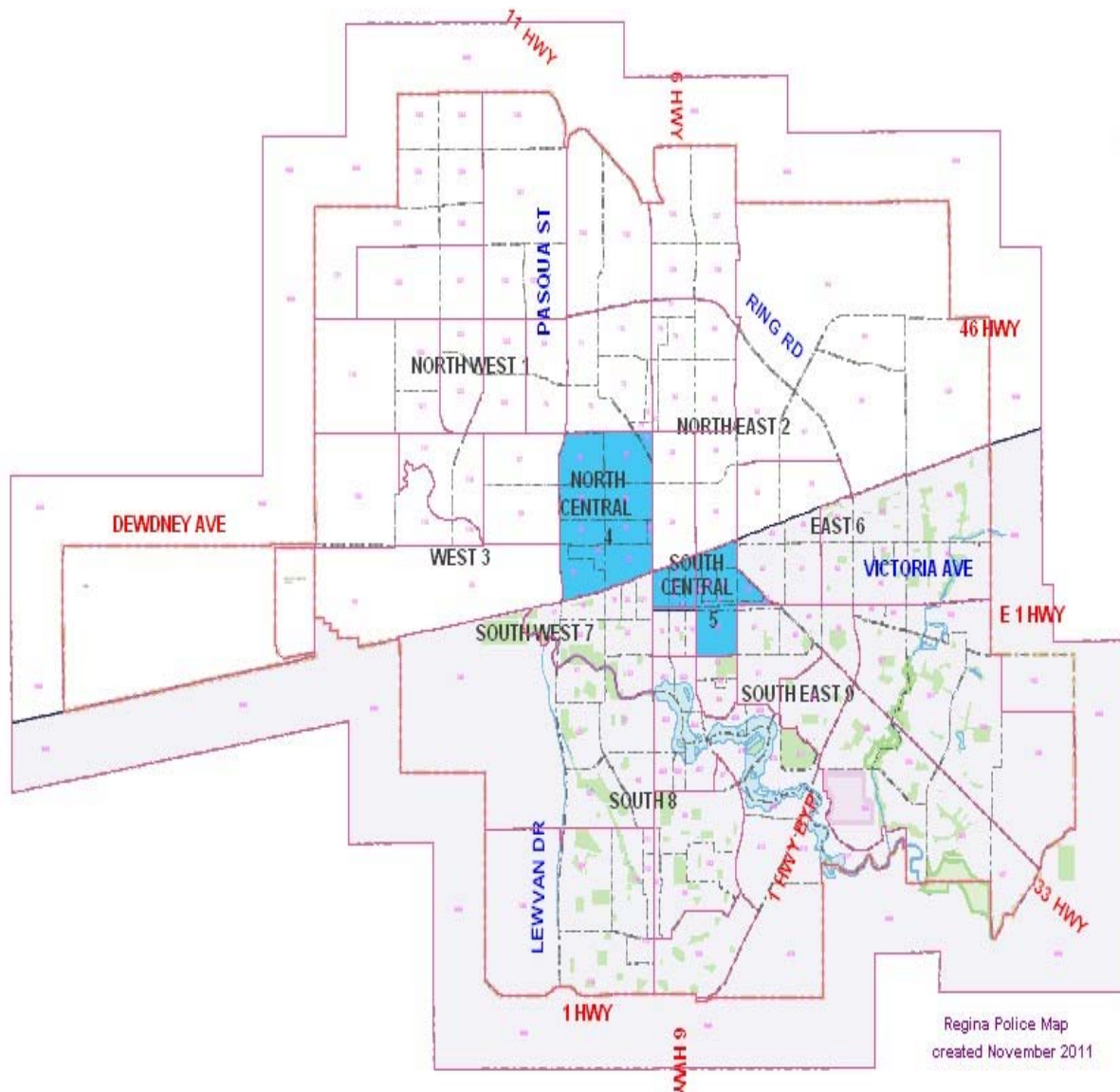
PART A

Central District Map.....	2
Central District Overview.....	3
Central District Community Crime Report.....	3
Crimes Against Property.....	3
Select Property Crimes – 3 Year Comparison.....	4
Crimes Against the Person.....	5
Select Crimes Against the Person – 3 Year Comparison...	6
Central District Comparison to Regina – All Occurrences.	7

PART B

Community Service Centre.....	8
Central District Beat.....	8
Conclusion.....	9

Central District



PART A

CENTRAL DISTRICT OVERVIEW

The Central District consists of the North Central Community, the Heritage Community, and the Downtown Core. This geographic area includes Evraz Place, the Mosaic Stadium and Victoria Park. This District is divided into two patrol zones; the North Central zone, and the South Central zone. These zones are further sub-divided into smaller areas or 'atoms'. Members assigned to the Central District are assigned to each zone and are designated atoms in order to enhance geographic ownership and provide more effective responses to calls for service and community concerns.

The Community Services Division (CSD) Central District is currently managed by one Inspector and one Staff Sergeant who are responsible for the administration of Central District members within (4) patrol shifts. The Inspector is also the Officer in Charge (OiC) of the North Central Community Service Centre located at the Albert Scott Centre and provides oversight to the South Central and downtown beat patrol.

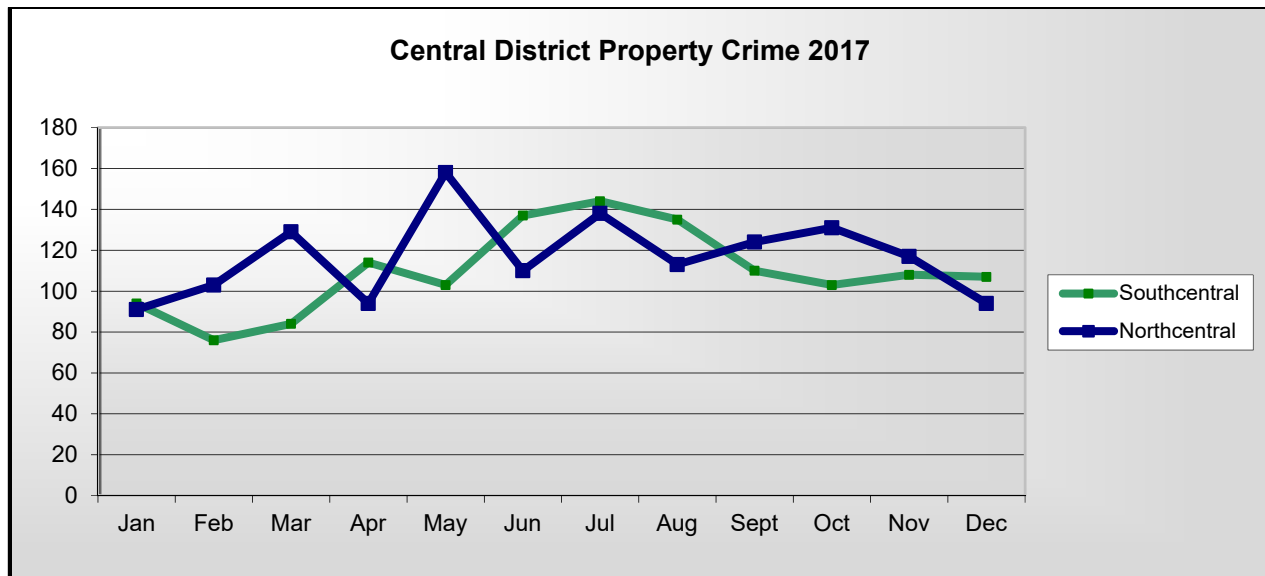
Central District Community Crime Report

The Regina Police Service Tactical Analysts collect and report crime data for each of the three Districts. This information is reported daily to the organization and is used to identify 'hot spots' of crime within the City. This information provides the Central District Staff Sgt. with an opportunity to develop responses and direct police resources to these areas. These community crime reports are primarily created through our police report database system (IEIS). This community crime report allows us to compare reported crimes against property and reported crimes against persons for the Central District. It also allows us to compare Central District reported crimes to the remainder of the city.

Crimes Against Property

In 2017 property crime in the Central District accounted for 21.8% of all reported property crime in the City of Regina. Of the two zones in the Central District, the North Central zone consistently reported the highest number of these violations, accounting for 51.6% of all property violations in the Central District.

Central District 2017 Crime Against Property													
	Jan	Feb	Mar	Apr	May	Jun	Jul	Aug	Sept	Oct	Nov	Dec	YTD
REGINA	804	708	913	1023	1276	1183	1240	1412	1224	1057	842	779	12461
Southcentral	94	76	84	114	103	137	144	135	110	103	108	107	1315
Northcentral	91	103	129	94	158	110	138	113	124	131	117	94	1402
C. District total	185	179	213	208	261	247	282	248	234	234	225	201	2717
C. District %	23.0%	25.3%	23.3%	20.3%	20.5%	20.9%	22.7%	17.6%	19.1%	22.1%	26.7%	25.8%	21.8%

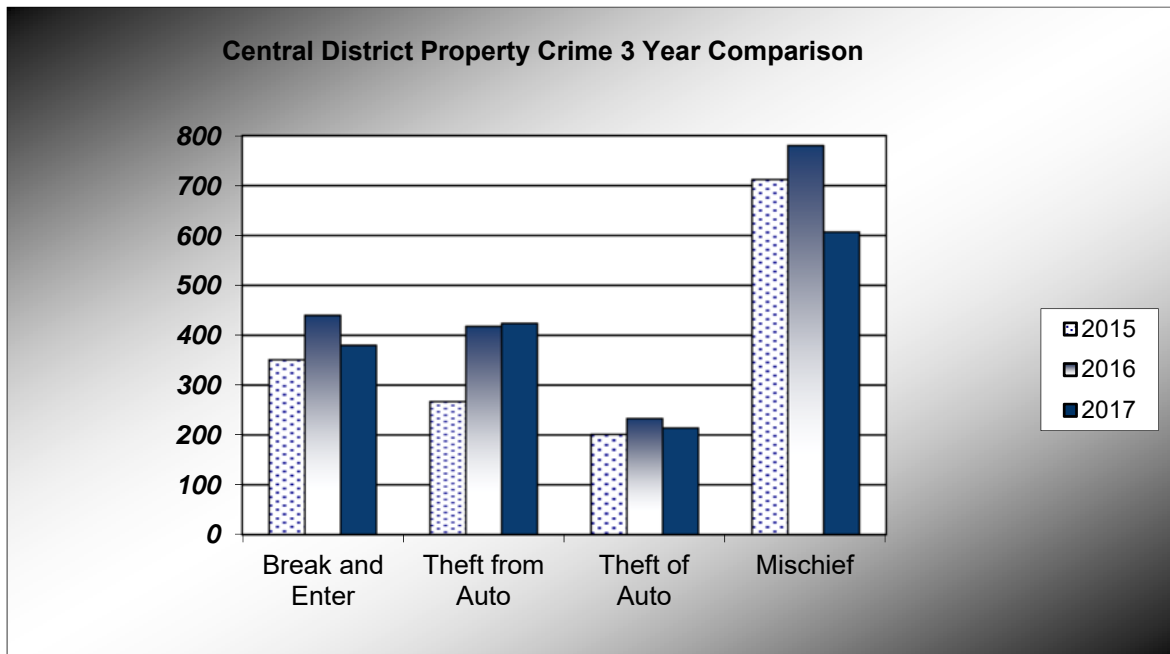


*Illustrates fluctuation of crimes against property throughout the year. Includes all types property crime.

Select Property Crimes - 3 Year Comparison

As provided in the chart below, three of the four selected areas of reported property crime (including Break and Enters) has climbed since 2015. Over the last two years however, total property violations in the Central District have decreased by about 13 %.

Central District Property Crime 3 Year Comparison			
	2015	2016	2017
Break and Enter	351	440	380
Theft from Auto	267	418	424
Theft of Auto	201	233	214
Mischief	712	780	607
Total Above Violations	1531	1871	1625

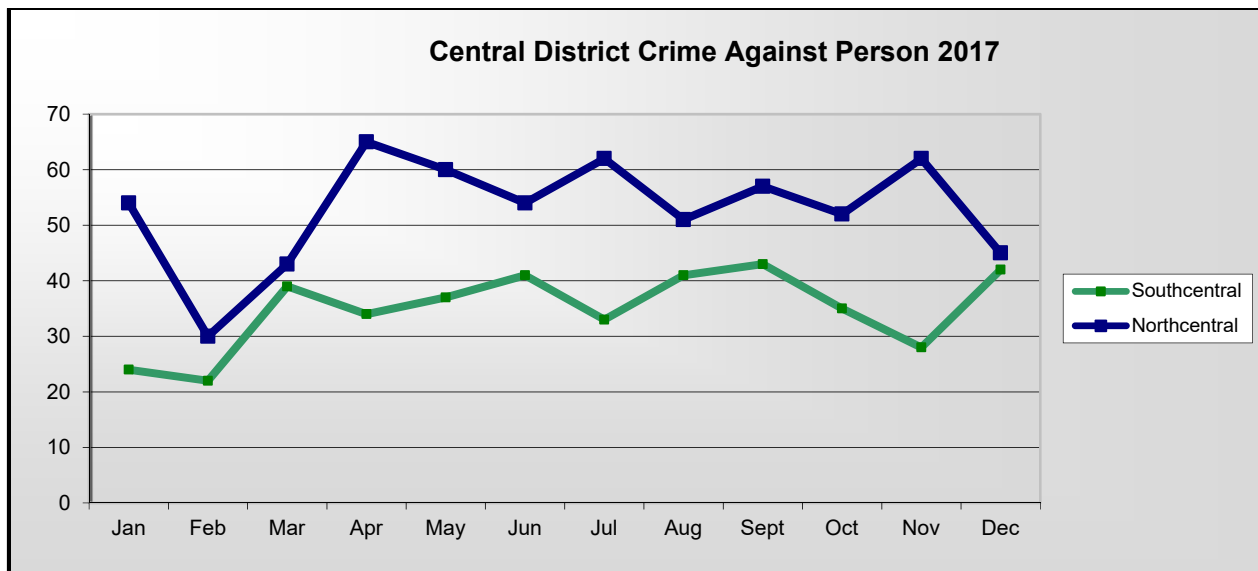


*Includes all crime against property

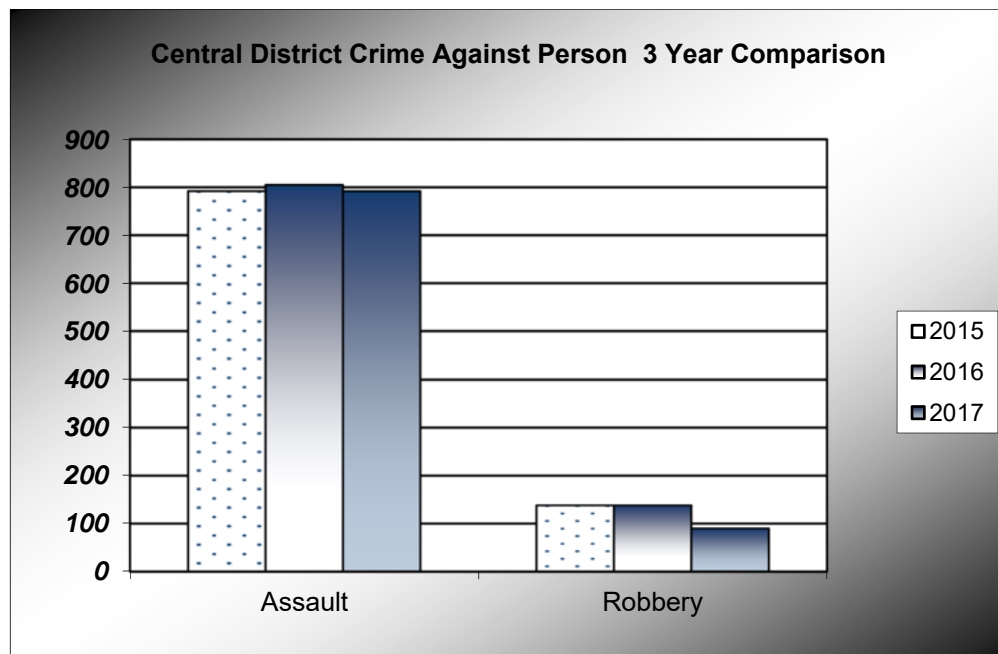
Crimes Against the Person

Crimes against the person in the Central District in 2017 accounted for 40% of all reported crimes against the person in the City of Regina. Of the two zones within the Central District, the North Central zone reported the highest number of violations, accounting for 60.2% of all reported crimes against the person within the Central District.

Central District Crime Against Person 2017							
	Jan	Feb	Mar	Apr	May	Jun	Jul
REGINA	203	151	190	235	262	221	235
Southcentral	24	22	39	34	37	41	39
Northcentral	54	30	43	65	60	54	66
C. District total	78	52	82	99	97	95	99
C. District %	38.4%	34.4%	43.2%	42.1%	37.0%	43.0%	39.4%



Central District Crime Against Person 3 Year Comparison			
	2015	2016	2017
Assault	792	805	792
Robbery	138	138	90
Total Above Violations	930	943	882

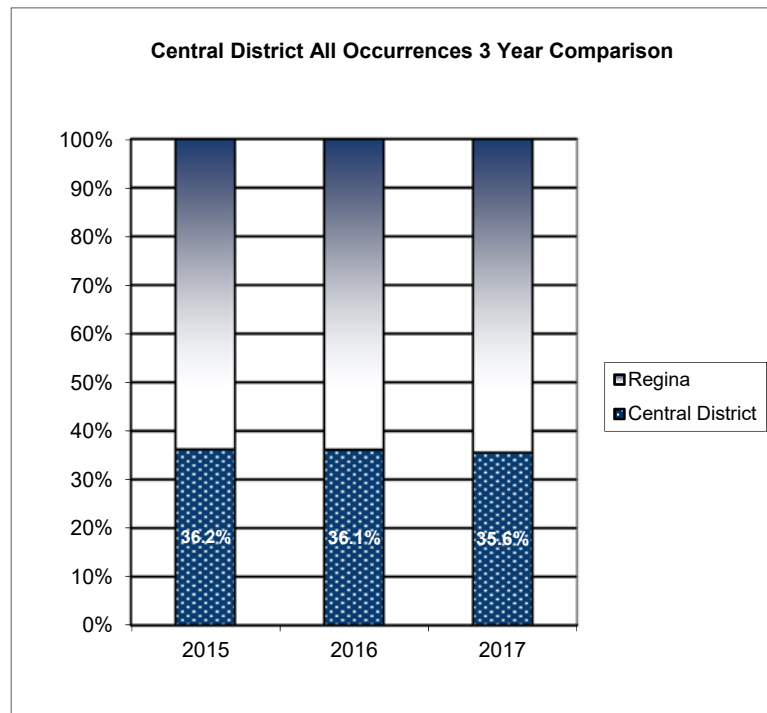


*Assault includes all levels of assault, sexual assault and sexual crimes other

As provided in the chart above, reported Assaults in the Central District have generally remained the same over the past three years however there has been a 35% reduction of reported Robberies.

Central District 3 Year Comparison All Occurrences

Central District 3 Year Comparison All Occurrences			
	2015	2016	2017
North District	12259	12856	12410
South District	14202	15213	14473
Central District	16406	17338	16489
No District Specified	2436	2571	3009
Regina All Occurrences	45303	47978	46381



*includes all occurrences where a police report is generated including reports submitted for police information only

**No District Specified accounts for 5.4% of occurrences in 2015, 5.4% in 2016 and 6.5% in 2017

	2015	2016	2017
Central	36.2%	36.1%	35.6%

PART B

COMMUNITY SERVICE CENTRE

In 2017 the Community Service Centre consisted of two alternate shifts. Each shift was comprised of six Constables, a Corporal and a Sergeant.

Central District Community Service Centre officers play a unique and diverse role in the Central District. These officers perform regular police duties (such as Patrol) but much of their responsibilities are focused on responding to current and emerging crime trends and implementing effective strategies to reduce Central District crime and victimization. Service Centre members participate in a number of community outreach programs and collaborate with community stakeholders to respond and resolve community concerns. They participate in high visibility police projects and proactive police functions within the Central District. Along with walking the beat and patrolling on bicycles, in 2017 they were also responsible for operating the North Central Community Service Center office located at 1264 Athol Street. This community office allowed the public to report incidents to police without having to travel outside of the North Central community. As of 2018 this office has officially moved to the māmawēyatitān centre and houses the newly formed RPS Community Engagement Unit

In addition, these officers worked with over 36 community partners and attended over 100 community events including the FNUC Pow Wow, the Queen City Exhibition, Coffee with a Cop, Community Cop Day, and the celebration of National Aboriginal Day. They also developed responses and oversaw numerous problem solving initiatives aimed at reducing the number of police involved incidents (property crime, crimes against the person, prostitution, arsons, substandard housing in North Central, and incidents involving intoxicated persons).

In 2017, Service Centre members continued to take the lead in the Central District Crime Reduction Strategy (CDCRS). Developed in 2014 and implemented in 2015, the CDCRS continues to focus on improving community safety by reducing the levels and impacts of crime in Regina's core neighborhoods, including our city's downtown area.

CENTRAL DISTRICT BEAT

There are two Central District beat officers on each of the four patrol shifts for a total of eight officers. The Central District beat officers continue to work closely with a number of downtown partners including the Regina Downtown Business Improvement District (RBDID), the Cornwall Center, and the Regina Public Library. Officers met with RBDID staff regularly and attended a number of RBDID events including Cinema under the Stars and the Farmers Market. Beat officers participated in high visibility police work and proactive activities and conducted a large percentage of their work on foot or bicycles.

CONCLUSION

Sound and healthy relationships with the North Central Community, the South Central Community, and our downtown business district are critical in building and maintaining community well-being and a strong sense of safety. The Central District takes pride in the efforts that are made to organize and partake in Central District events such as Community Cop Day, Showcase, and many others. In 2017 officers assigned to the Central District reached out to organizations such as Street Culture, Carmichael Outreach, and All Nations Hope. They attended the FNUC Pow Wow at the Brandt Centre and the annual Tamra Keepness BBQ and were responsive to protests and demonstrations in the District. The Regina Police Service, including the members working the Central District and our community partners, remain committed to improving public safety within these communities.