

Racial scapegoating and anti-Asian hate in 2020s Massachusetts

Nikki Filler, PhD

Program Coordinator/Research Associate for the Anti-Asian Racism
Project at the IAAS

Nicole.filler@umb.edu

Sources



THE BLAME GAME

How Political Rhetoric Inflames
Anti-Asian Scapegoating

STOP
AAPI
HATE



AAPI
DATA



- At the highest levels of elected office, Covid-19 has been racialized as a “Chinese virus”
- From March 2020 to 2022, Stop AAPI Hate received over 11,000 reports of hate incidents against AAPIs nationwide
- As of early 2022, about 20% of Americans believed Asian Americans are at least partially responsible for Covid-19 (STAATUS Index)
- In November 2022, TX S.B. 147 proposed to ban Chinese, as well as Iranians, North Koreans, and Russians who are not U.S. citizens from owning land
- In February 2023, Rep. Lance Gooden (R-TX) questioned the “loyalty and competence” of Rep. Judy Chu (D-CA), Chairwoman of the Congressional APA Caucus

“You work hard, you have good output, you build a reputation... But in the end, you’re treated like a spy. That just breaks your heart. It breaks your confidence.”
- Gang Chen.

% of Americans who agreed that Asian Americans are at least partly responsible for COVID-19



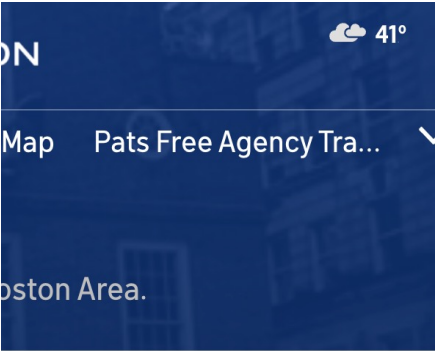
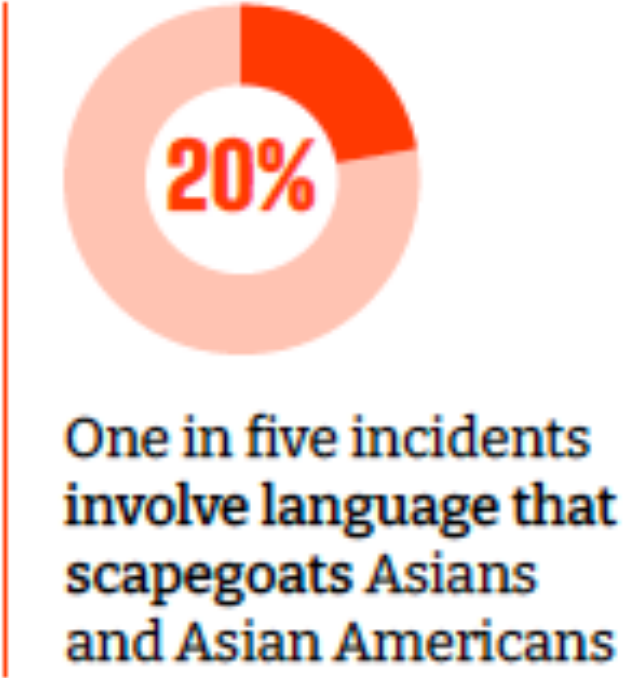
2021

11%

2022

21%

	United States	Massachusetts
Harassment	67%	72%
Verbal hate speech and/or harassment	63	70
Physical assault	17	17
Avoidance or shunning	16	11
Coughed at or spat upon	8	6
Online misconduct	9	5
Graffiti, vandalism, robbery, or theft	4	3
Denial of service	4	3
Job discrimination/hostile work environment	6	3
Barred from transportation	1	1
Others	7	5
Total incidents (#)	11,467	340



Federal Hate Crime

is accused of intentionally hitting
aim to "go back to China" on Dec. 2

• Updated on February 16, 2023 at

A Toisan-born grandfather in his eighties explained that he and his wife lived daily, fearing they would be deported due to anti-immigrant rhetoric and misinformation. Usually an active person, he did not leave his apartment for weeks, spent countless nights without sleep, and started experiencing dizziness.

In April 2022, an Asian woman elder and resident of Massachusetts for nearly fifty years was approached from the side and punched in the face while leaving a bakery in Boston’s Chinatown.



“I was walking on the Riverway in Boston when a man on a bicycle sped past me and called me a ‘p***y.’ I was wearing a face mask. When I asked, ‘What did you say?’ he said, ‘Ch**k, go back to your country.’ - Boston, MA from Oct 11, 2020 SAH report

	Massachusetts	U.S.
Public street and space	43%	40%
Business	24	27
Public transit	10	9
Private residence	9	10
School (K-12)	8	9
University or college	5	3
Online	6	10
Medical facility ¹	2	1
Workplace	1	1
Place of worship	1	1
Government building	1	1
Total (N)	340	11,467

38% (129) of MA total incidents occurred in the city of Boston

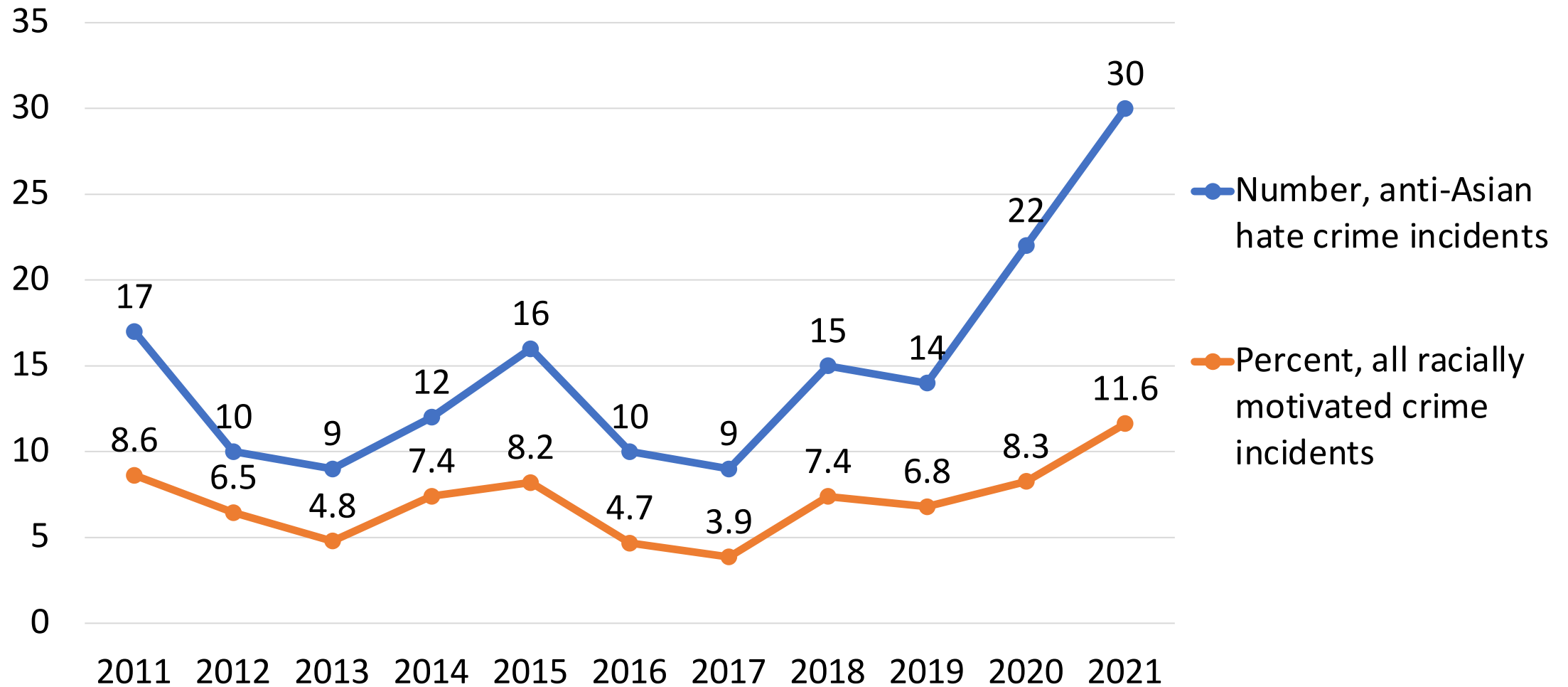
Have you experienced any hate crimes or hate incidents in 2022?					
	Total	White	Black	Asian	Hispanic/ Latino
Unweighted N	3,635	1,544	677	598	356
%Yes	25	22	27	28	28
No	70	74	69	63	67
Did you experience any hate crimes or hate incidents in 2021					
%Yes	40	34	45	54	44
No	55	62	49	40	50

AAPI Data/Momentive poll,
March 2-9 2022

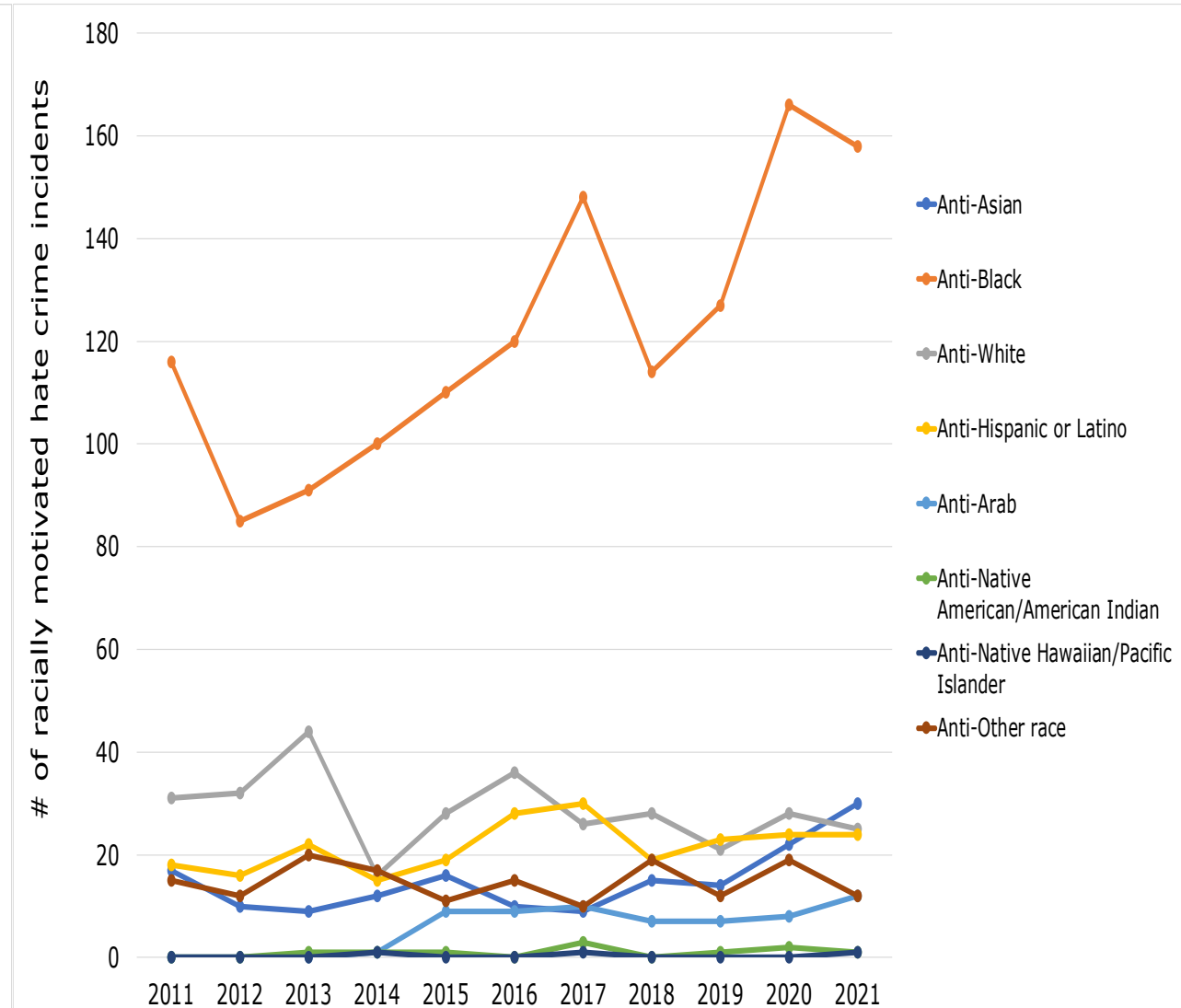
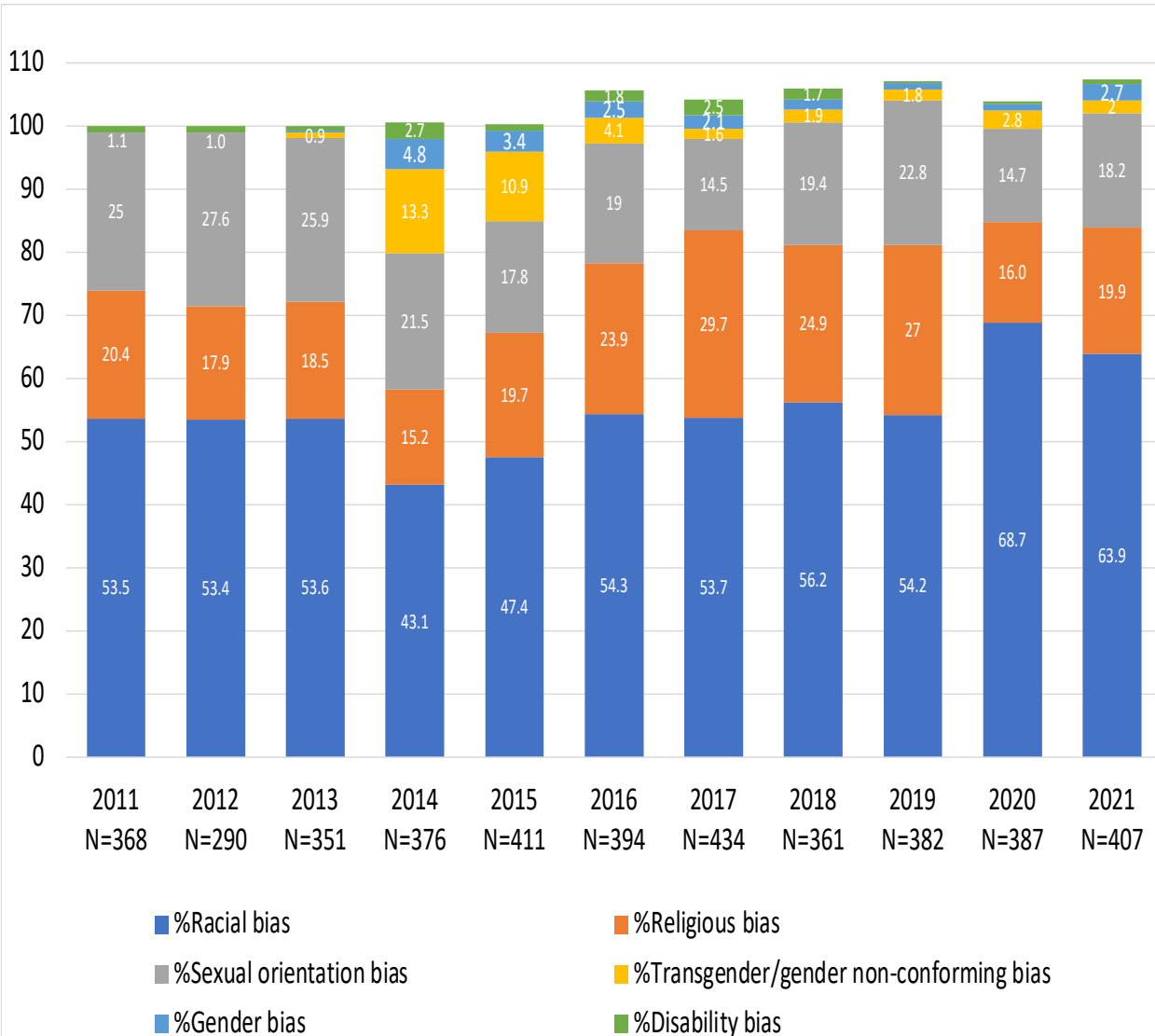
IAAS) Covid-19 Survey,
fielded between Fall 2020
and Spring 2021

Please think about how things have been going for you since COVID-19 started in March 2020. Since COVID-19, have any of the following things happened to you because your racial background is Asian or Asian American?					
	Chinese	Vietnamese	South Asian	Other	Total
%People acted afraid of you	53.7	36.4	14.3	44.4	44.6
Was treated with less courtesy and respect	49.3	68.2	57.1	55.6	56.3
Received poorer service	9	22.7	42.9	11.1	16.1
Been threatened or harassed	14.9	27.3	0	33.3	17
Total (N)	67	22	14	9	112

MA law enforcement reported anti-Asian hate crime incidents



All law enforcement reported hate crime incidents in Massachusetts, 2011-2021



Continuing the struggle for social justice

- Reducing barriers to reporting hate crimes and other experiences of discrimination
- Prioritizing the physical, mental, and financial health and well-being of those impacted by anti-Asian hate violence and racism
- Promoting education about Asian American history, experience, identity, and contributions to advancing social justice and in relation to other racial and ethnic groups
- Ensuring businesses and other places in the community are hate free zones