

Adventure GO WILD!



- Minibeast Hunting
- Nature Art
- Crazy Seed Heads
- Journey Sticks
- ...and more!



Minibeast Hunting!

Dive into their tiny world



- 1.** Find your favourite tree in your garden or park - try find one that looks lively!
- 2.** Look up high, check behind the leaves, and explore the ground.
- 3.** Note down your wildlife discoveries! What minibeasts have you uncovered?

Continue the Adventure

Minibeast Huntming



Tips to help you go on a
minibeast hunt from
[Scottish Wildlife Trust](#)

Make your own nature discovery
bottle with
[Smart Play Network](#)

Discover facts and stories about
the bugs you might find using the
[Buglife Directory](#)

Nature Art!


Craft with nature's palette



- 1.** Pick up a colourful collection of nature's treasures like flowers, leaves & pebbles!
- 2.** Choose your canvas, spread out your items, and let your imagination run wild.
- 3.** Experiment: try build a twig tower or funny animal faces from leaves and petals.

Continue the Adventure

Nature Art



Get some outdoor art inspiration
with the help from
Scottish Wildlife Trust

Want to get crafty with rocks and
pebbles? You can
get a little help with




CBeebies Junk Rescue

Turn your pebble animals into story
stones with help from
Scottish Wildlife Trust

Crazy Seed Heads!


Sprout some laughs



- 1.** Use an empty yoghurt pot and paint a funny face on the outside!
- 2.** Put damp kitchen roll inside, add cotton wool, and sprinkle a teaspoon of cress seeds.
- 3.** Cover your seeds with more wool, place in the sun, and watch as their hair grows!


Continue the Adventure

Crazy Seed Heads



Need more help putting together
your crazy seed heads?

Jamie Oliver is here to help!



Feel inspired to grow more of your
own food? Your kitchen cupboards
might be full of things you can
grow! Find out more in this

BBC Guide

Journey sticks!

Share your nature tales



- 1.** While walking, pick up an interesting stick and any of nature's treasures you find!
- 2.** When you get home, attach the treasures to the stick with some string.
- 3.** Tell your story! Where did you go and what story does each item tell?

Continue the Adventure

Journey Sticks

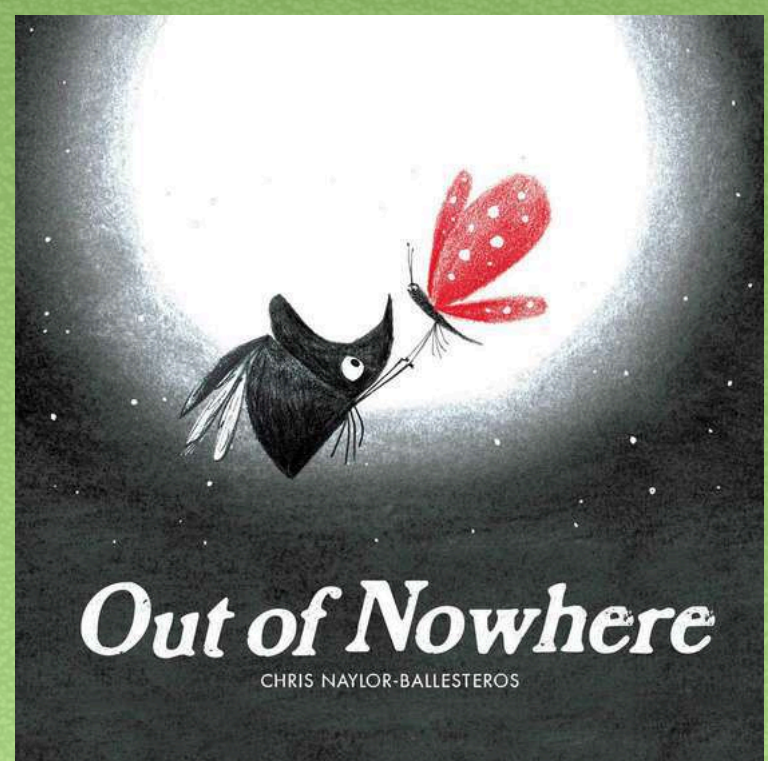

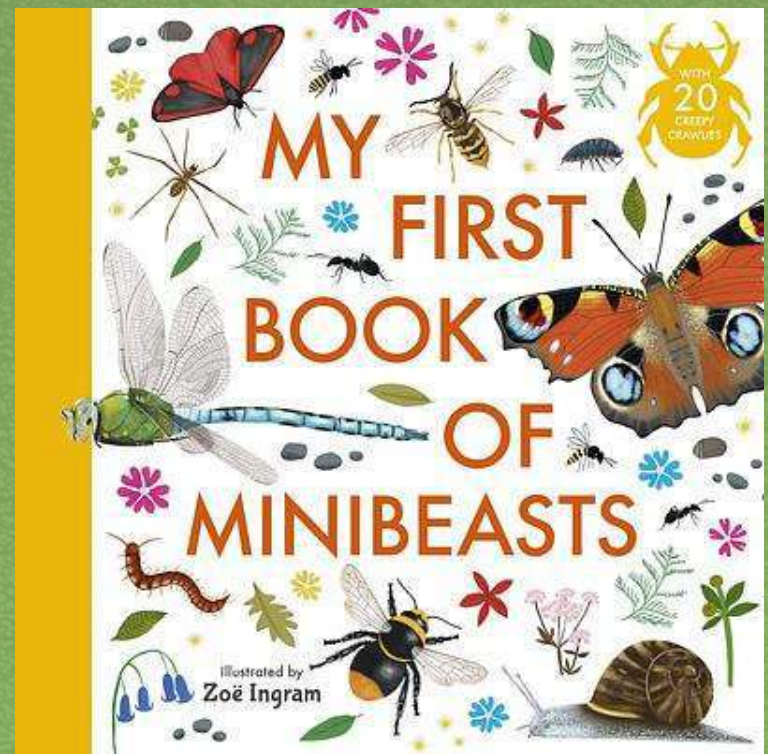





Get more tips on how to make your
very own journey stick with
[Scottish Wildlife Trust](#)

You can also use this helpful video
showing a journey stick being
made for a better idea, thanks to
[NatureScot](#)




Reading Adventures



Reading Adventures

Read Along Together!



Scaredy Bat

by Jonathan Meres & Anders Frang

How to Catch a Rainbow

by Naomi Jones & Ana Gomez

Peck Peck Peck

by Lucy Cousins

Here are some more ideas to help
you explore the outdoors from

Scottish Book Trust

