

DELIVERING ENERGY SECURITY:



TEXAS LNG IS HELPING KEEP EUROPE'S LIGHTS ON



DELIVERING ENERGY SECURITY: TEXAS LNG IS HELPING KEEP EUROPE'S LIGHTS ON

The rapid increase in global energy demand following sharp declines in 2020 from COVID-19 and Russia's invasion of Ukraine made the end of 2021 and 2022 a tumultuous time for energy across the globe, especially in Europe. Skyrocketing oil, natural gas and electricity prices and a need to swiftly diversify from Russian supplies led to Europeans looking to the United States – and Texas – for assistance as the continent has rethought how they procure and provide energy.

The United States became the **world's largest LNG exporter** in the first half of 2022, with U.S. LNG exports shifting their primary destination from Asia to Europe. The U.S. was able to rise to European demand largely thanks to Texas energy production and export infrastructure. In fact, the Port of Corpus Christi ranks second for total LNG exports moved through the port, with LNG exports increasing 11.9 percent over the first half of 2021.

- **11.5 billion cubic feet** per day of U.S. LNG exports (January to April 2022)
 - **18%** increase in U.S. LNG exports from January to April 2022 compared to the same period in 2021
- **~25%** of U.S. natural gas is produced in Texas
- **~96%** of the additional [planned](#) U.S. LNG export capacity will be located in the Gulf of Mexico and supplied largely by Texas natural gas
- **90.1 million tons** of LNG moved through Port of Corpus Christi (January-June 2022)

EUROPE LOOKS BEYOND RUSSIA TO U.S.

- **40%** decrease in Russian piped natural gas to EU and UK from January to July 2022
- **74%** of all U.S. exports went to Europe in the first of half of 2022. In that same period in 2021, exports to Europe only represented 34 percent of U.S. LNG exports.

Then
2021

- **Roughly 50%** of U.S. LNG exports went to Asia
- **Top Destinations for U.S. LNG** (June 2021):
 - South Korea (55.9 Bcf)
 - China (42.3 Bcf)
 - Japan (39.8 Bcf)
 - Brazil (32.3 Bcf)
 - Argentina (19.3 Bcf)

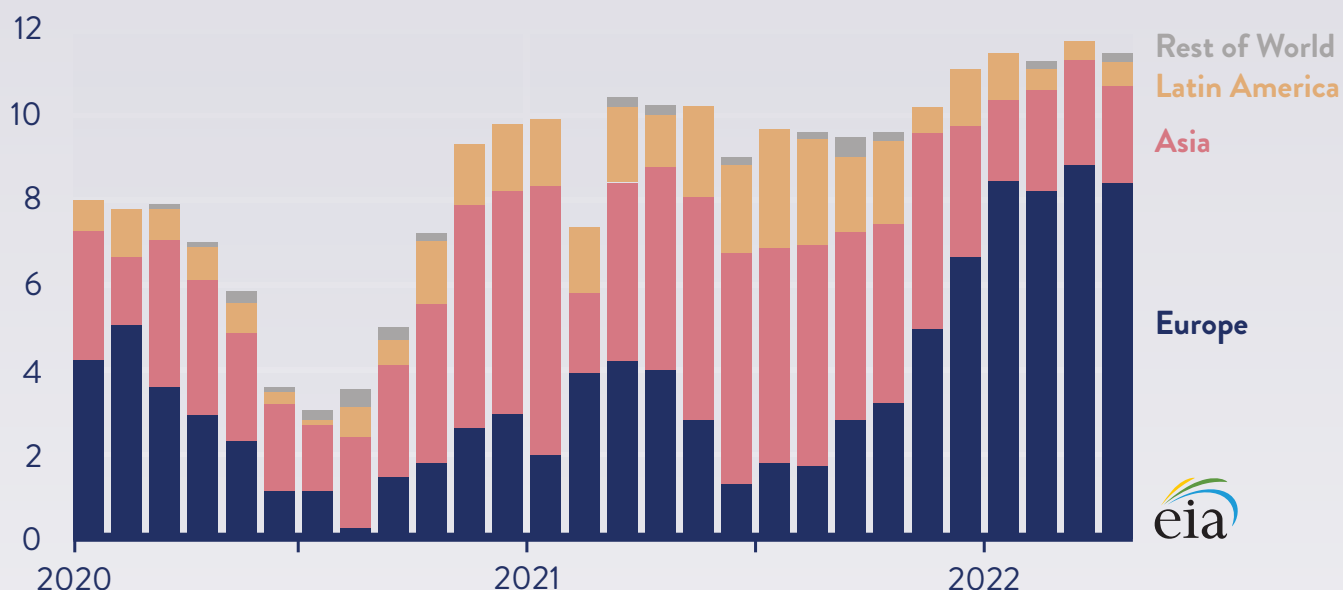
Now
2022

- **About 74%** of U.S. LNG exports went to Europe (from January-April)
- **Top Destinations for U.S. LNG** (June 2022):
 - France (37.6 Bcf)
 - Netherlands (34.4 Bcf)
 - Spain (29.6 Bcf)
 - Argentina (25.2 Bcf)
 - South Korea (25.1 Bcf)

FOLLOWING RUSSIA'S INVASION OF UKRAINE, THE U.S. SHIFTS ITS LNG EXPORTS FROM ASIA TO EUROPE, MEETING RISING EUROPEAN DEMAND.

**MONTHLY U.S. LNG EXPORTS BY DESTINATION REGION
(JAN 2020–APR 2022)**

billion cubic feet per day



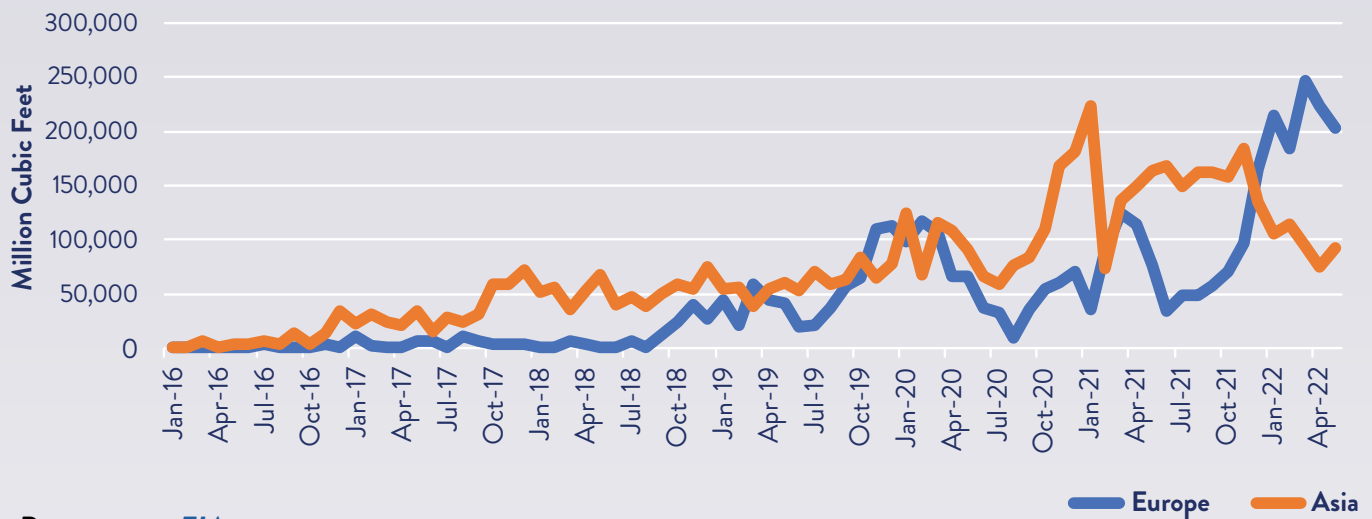
Data source: U.S. Energy Information Administration (EIA), *Natural Gas Monthly* and EIA estimates for April 2022

Note: Europe includes Turkey

Many European countries *relied heavily* on Russian natural gas *prior* to Russia's invasion of Ukraine. In 2021, one-out-of-five units of primary energy consumed in the European Union *came from Russia*, according to the International Energy Agency.




MONTHLY U.S. LNG EXPORTS TO ASIA & EUROPE



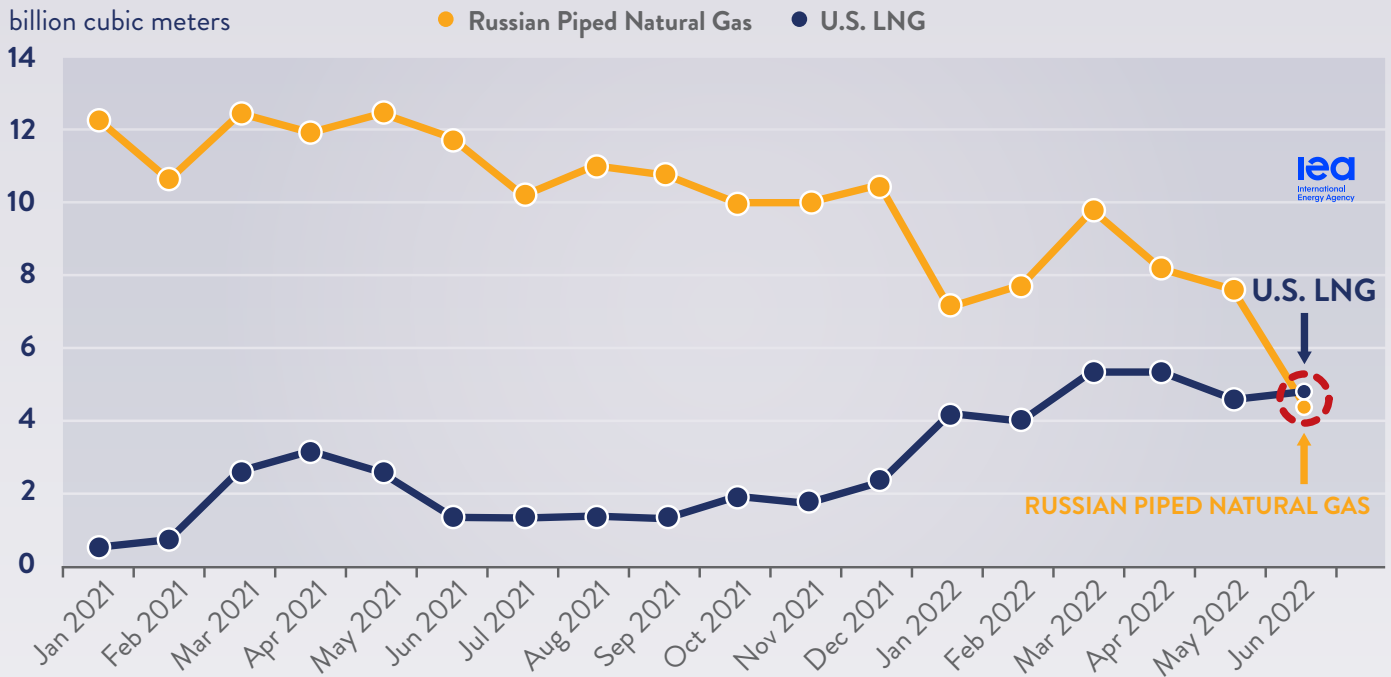
“Reducing our dependence on Russian gas is a strategic imperative for the European Union. In recent years, we have already significantly diversified our supply, building LNG terminals and new interconnectors. But Russia’s attack on Ukraine is a watershed moment.”

- Kadri Simson, [European Commissioner for Energy](#)



HISTORY MADE: EUROPE IS GETTING MORE NATURAL GAS VIA U.S. LNG THAN RUSSIAN PIPELINES.

U.S. LNG OVERTAKES RUSSIAN PIPED GAS IN EU GAS IMPORTS IN JUNE 2022



Data source: [IEA](#)

Europe must continue building LNG infrastructure that enables it to turn away from threatening foreign actors like Russia. Moreover, American LNG fueled by Texas natural gas and infrastructure will be critical to improving global energy security.

Now more than ever, the world must choose fuel that is associated with freedom and those who stand for it, not fuel that comes with strings attached.



For more information on Texas and the Gulf of Mexico LNG visit www.TexansForNaturalGas.com to read "[Texas LNG: Poised to Meet The World's Energy & Climate Needs.](#)"