national union of students

Student Survey phase 1 January / February 2022

Education

Commissioned by NUS and NUS

Delivered by NUS Insight

Project Overview

Objectives

This is the first survey in a programme of research commissioned by NUS and NUS Charity to understand more about the wider student experience as we emerge from the Coronavirus pandemic.

This research follows on from the previous five waves of the Coronavirus Student Survey that ran from March 2020 to July 2021.

Methodology

A sample of 3923 was achieved.

Respondents were given a chance to win £500 to encourage response. The survey was promoted via the NUS Student database and through NUS channels.

The survey took around 15-20 minutes to complete and was in field between 21st January and14th Feb 2022.

Where questions have been repeated where relevant from previous covid research, we have tracked these questions to show any change in experience since summer 2021

Breaking the data down

Within this report, a number of questions have been broken down by demographic groupings, which have been compared with each other. Where applicable and the base size is large enough (n>50), statistically significant differences between demographic groupings and their answers have been shown. A difference is significant when it is likely to have been caused by something other than random chance.

Education

nus
national union of **students**

Education

Qualifications and employability are the main reasons for continuing / being in education.

18% agree that the market in education limits you because of the expense of education.

25% of students receiving all their learning in person again.

61% of students are concerned about the lack of experiences they are having

nus
national union of **students**

Summary

- **Qualifications and employability** are the main reasons for **continuing / being in education**.
- Around **one in five agree that the market in education limits you**, mainly because of the **expense of education**.
- A **quarter** of students are now receiving all their **learning in person again**. Two in five are receiving a mix of online and in-person
- **Three in five** students are concerned with the **lack of experiences** they are having

nus
national union of **students**

The largest proportion of students (three in five) say they are currently in education as they need certain qualifications to pursue their chosen career. A similar proportion say they are in education to make themselves more employable and half say they enjoy learning / wanted to learn more about their chosen career.

New for Student Survey phase 1

Reasons for being in education

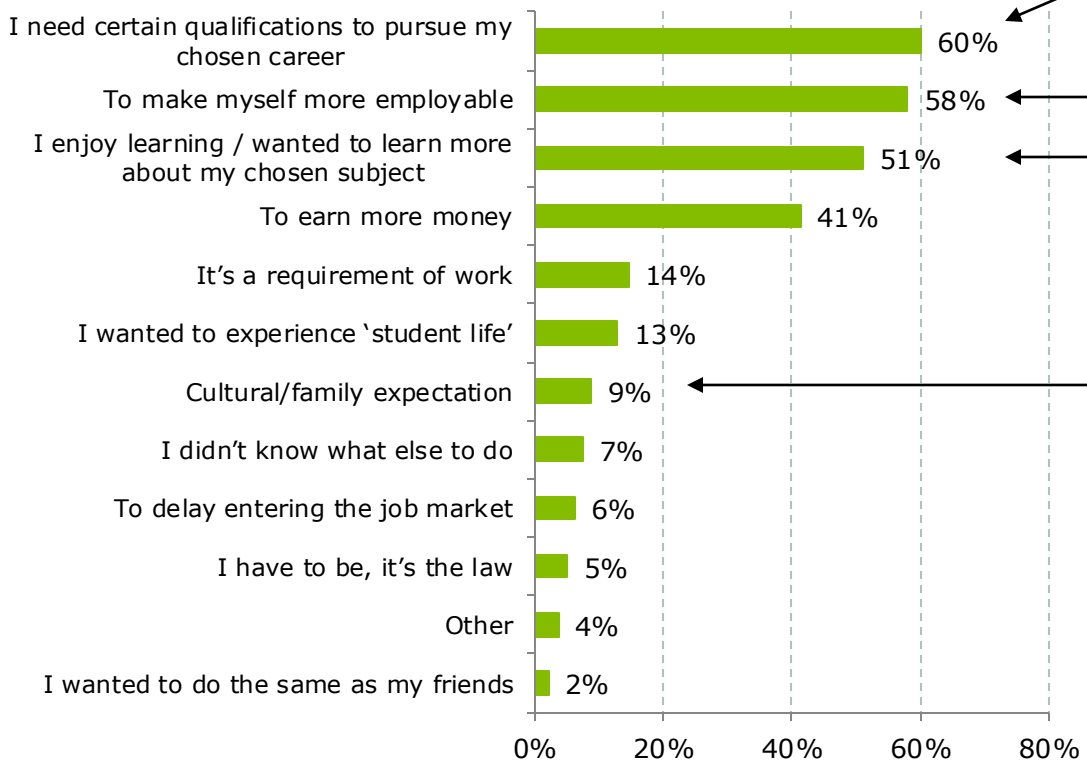

More likely amongst: Aged up to 39, UG, Full time, women

More likely amongst: 18-22, HE, full time, international living in halls

More likely amongst: 18-22, HE, Trans, living in halls, rented accommodation, those with a disability

More likely amongst: Full time, international, non-binary, trans, higher socio-economic groupings

nus national union of students

Weighted base: 3900 Balance: No response

D1. Please tell us why you are currently in education?

Around one in five agree that 'the market in education limits you'. The main reasons for agreeing are that it is expensive and only those who can afford it can do further studies, there are barriers for mature students and that education rarely teaches life/employability skills.

New for Student Survey phase 1

"The market in education limits you"

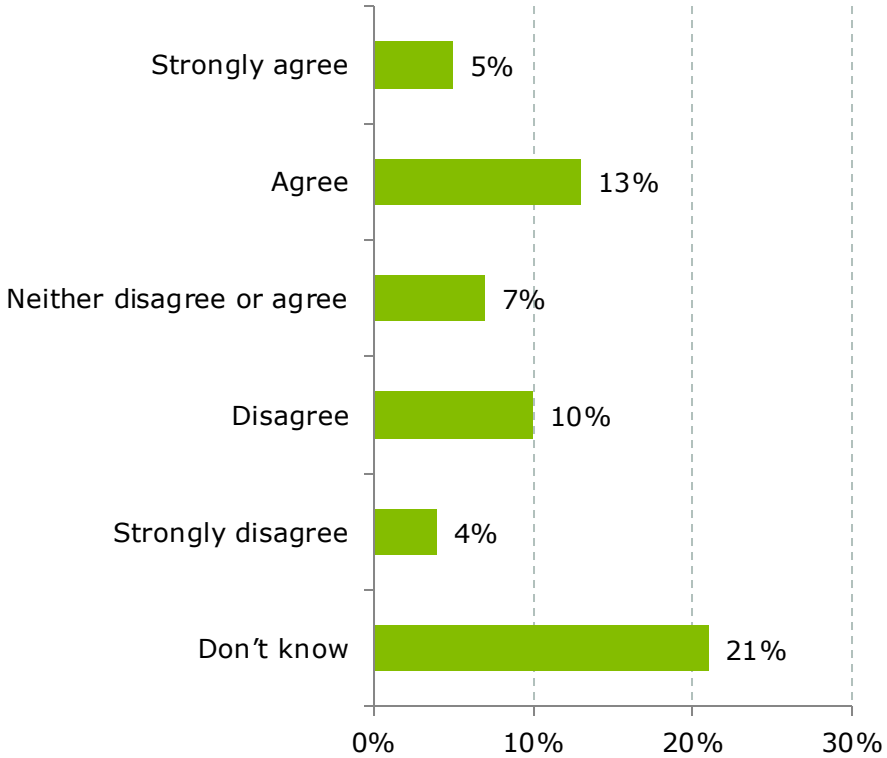

Agree:

- It's expensive. Only those who can afford it can go to university/do further study
- There are barriers for mature students – juggling work/family/studies
- Education rarely teaches life/employability skills

Disagree:

- There are lots of options
- Education widens your opportunities and opens doors

Weighted base: 3947. Balance: No response

D2a. How much do you agree with the following statement: 'The market (in education) limits you'

D2b. Why do you say that?

nus national union of students

The largest proportion (two in five) say their learning is being delivered by a mix of online and onsite in person. Just under a third however say their learning is still being delivered entirely online.

Tracked from July 2021

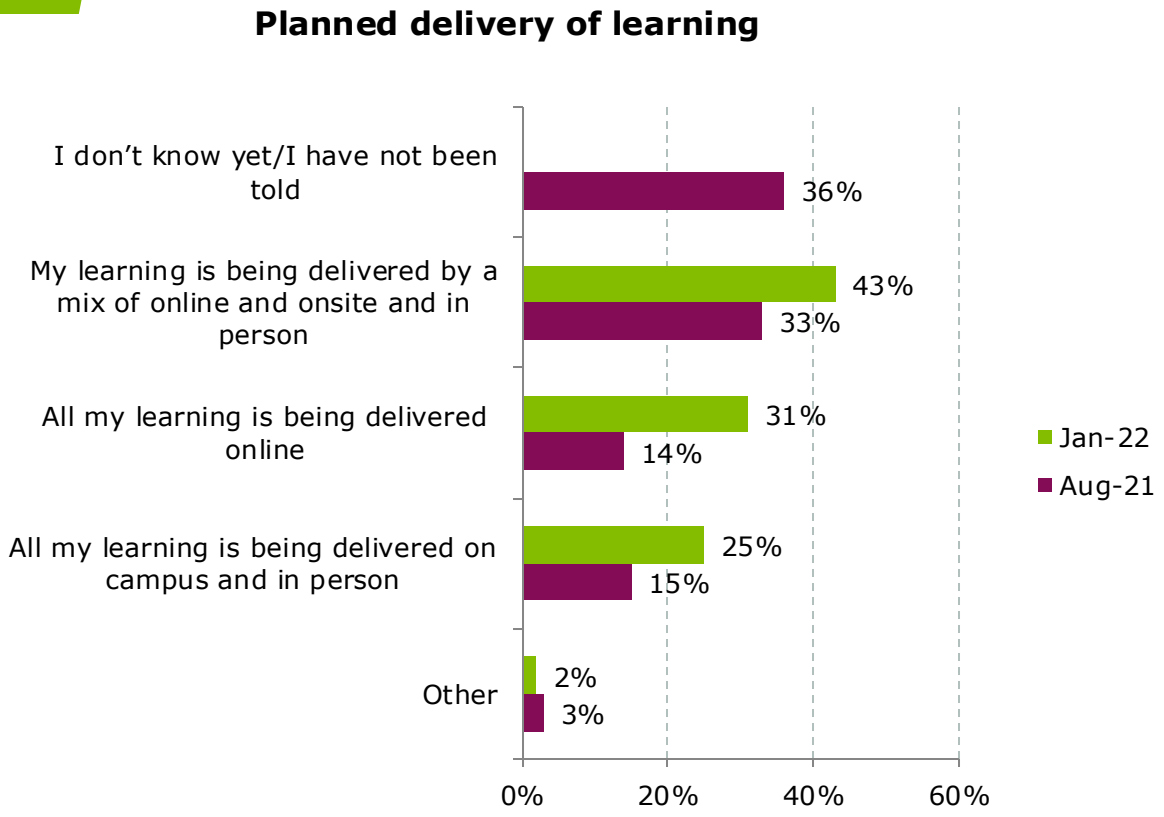

Weighted base: 3904. Balance: Open University students

D3. Please tell us how your institution / learning provider is currently delivering learning for your course

nus national union of students

Students are currently most concerned about the lack of experiences they are having and not enjoying their course as much as they should/would like to be.

Tracked from July 2021

Concern about when studies begin/restart

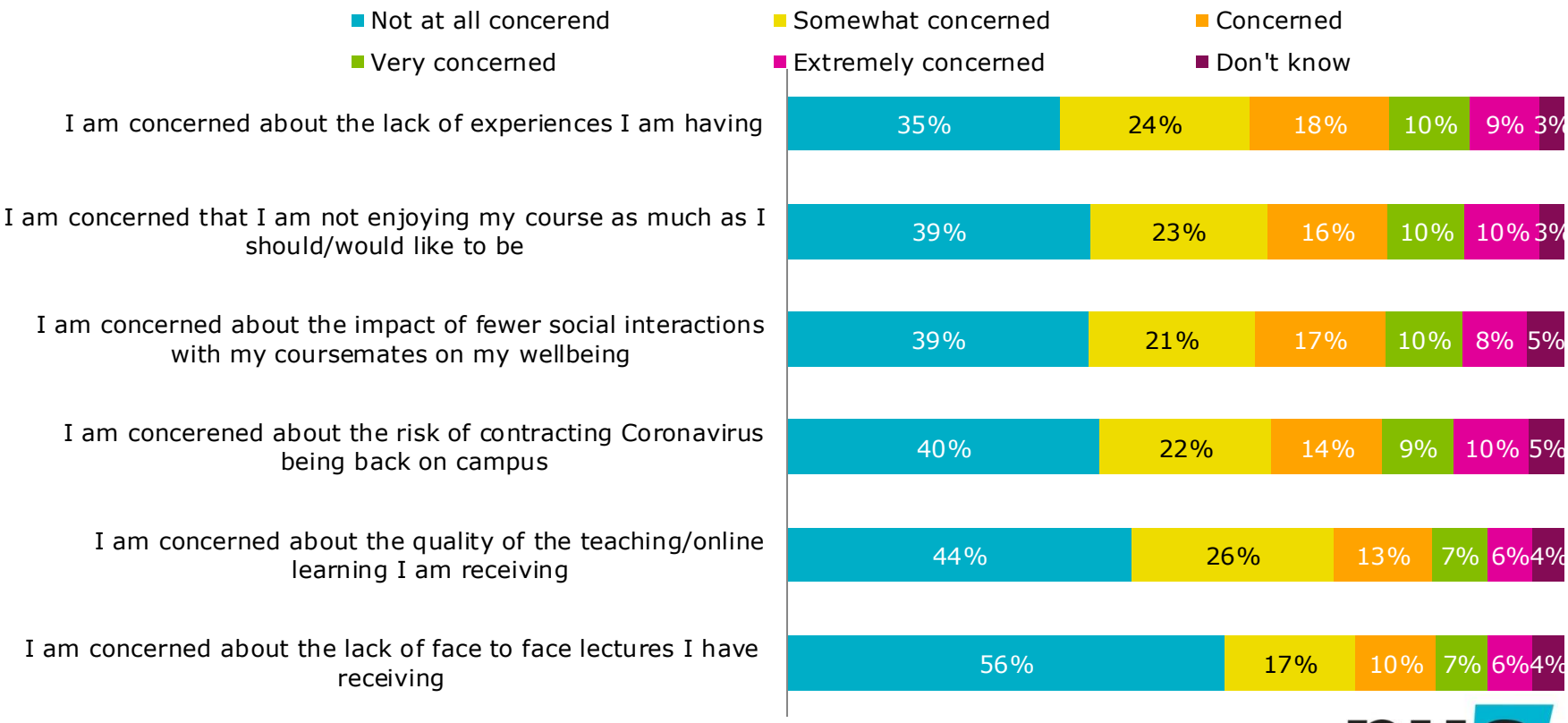

Average weighted Base: 3709. Balance: no response

D4. How concerned are you about the following with regards to your course?

Issues to consider / opportunities

Educational experiences

- Despite more and more learning being delivered face to face, either in part or its entirety, students continue to be most concerned with their lack of experiences and a lack of enjoyment around their course.

➢ Provide students with reassurance about this academic year and how SUs / NUS are working to ensure students are still going to get the quality of learning they expect. Tell them about the opportunities for shared, interactional experiences with other students, even if some (or all) of this is online or socially distanced.

➢ Work with students to understand how the term is working for them and what they like and don't like and how things could be improved. Consider that while some students may be enjoying the return to face-to-face learning, others may be struggling with the change, especially if their first year took place remotely.

nus
national union of **students**

Demographics

nus
national union of **students**

Key demographics (weighted base)

Gender

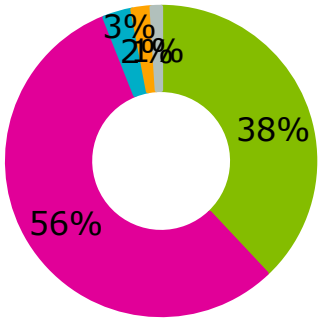

- Man
- Woman
- Non-binary
- I prefer to self-describe
- Prefer not to say

Level of study

- FE
- HE
- Apprentice

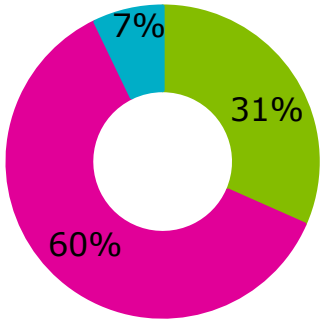

Age

- I am a UK citizen studying in the UK
- I am an Irish citizen from the UK studying in the UK
- I am an international student from within the EU studying in the UK
- I am an international student from outside the EU studying in the UK

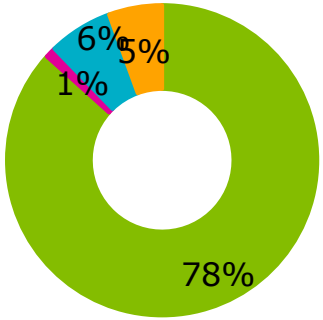

Full time: 63%

Part time: 26%

Distance learner: 19%

nus national union of **students**

Demographics

Region	Percentage
North East	5%
North West	9%
Yorkshire and the Humber	8%
East Midlands	8%
West Midlands	8%
London	18%
East of England	5%
South West	11%
South East	13%
England Total	**8%**
Scotland	**5%**
Wales	**2%**
Northern Ireland	**5%**

nus
national union of **students**

Demographics

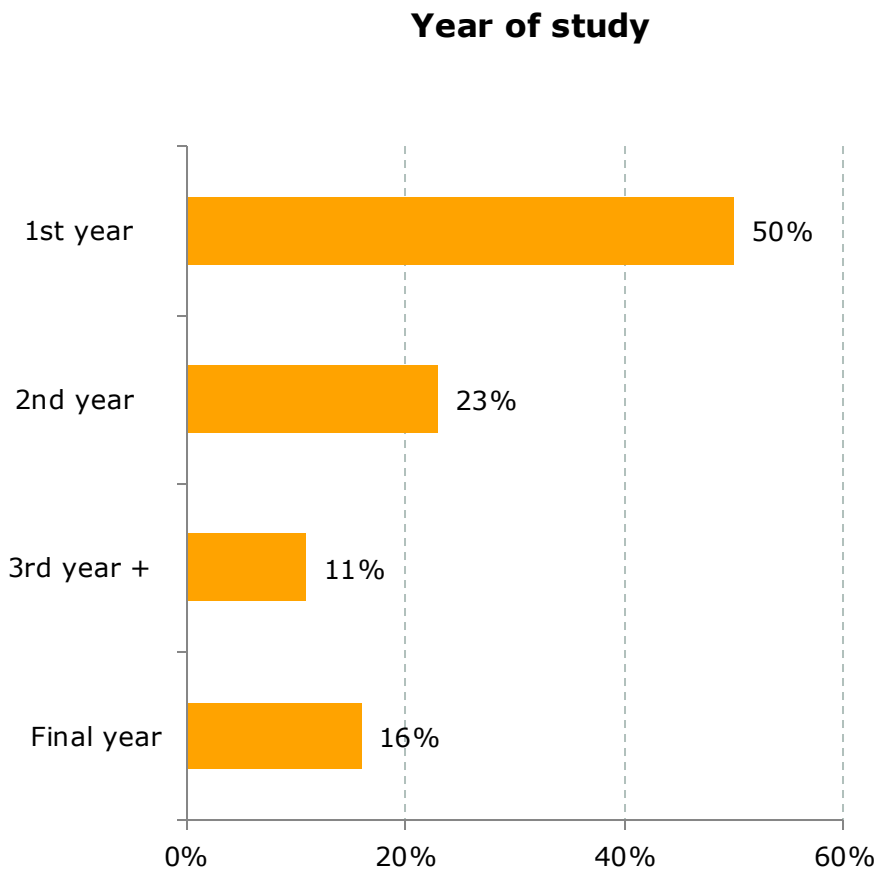

Weighted Base: 1417 respondents Balance : FE students, no response

H1. What year of study are you in?

nus national union of students

Demographics

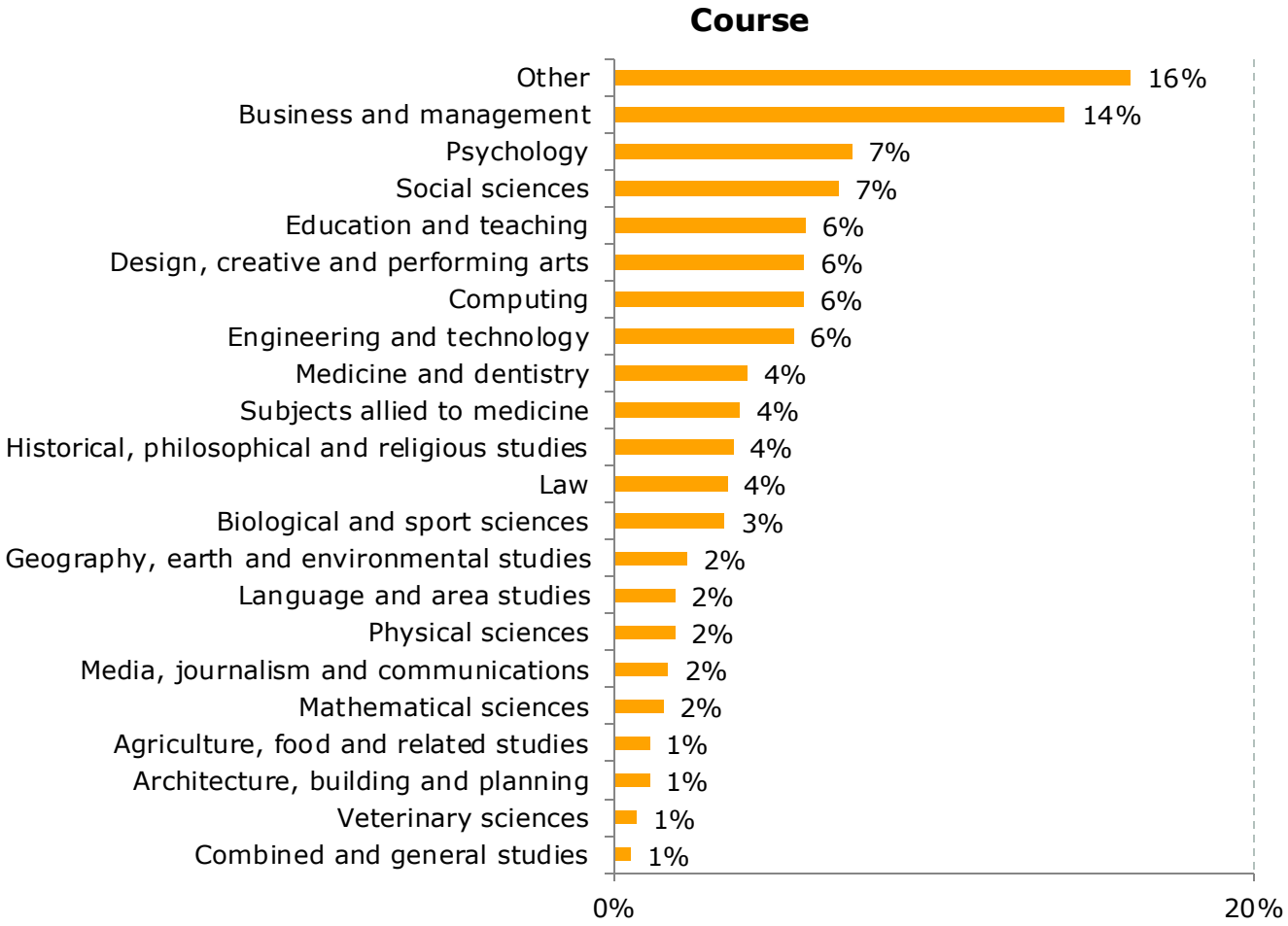

Weighted Base: 3884 respondents Balance: no response

H4. Which of the following best describes your course (or your most recent course)?

nus national union of students

Demographics

Does your gender identity match the gender you were assigned at birth?

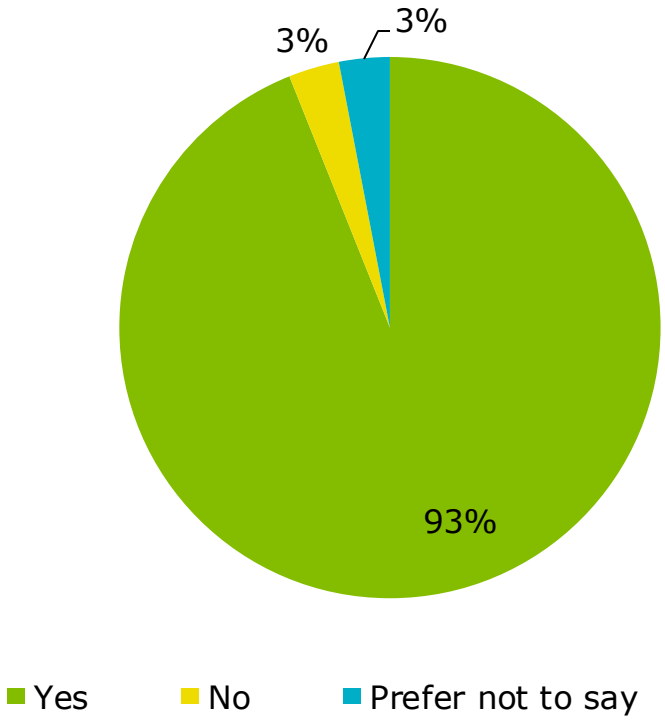

Weighted Base: 3923 respondents.

H8. Does your gender identity match the gender you were assigned at birth?

nus national union of students

Demographics

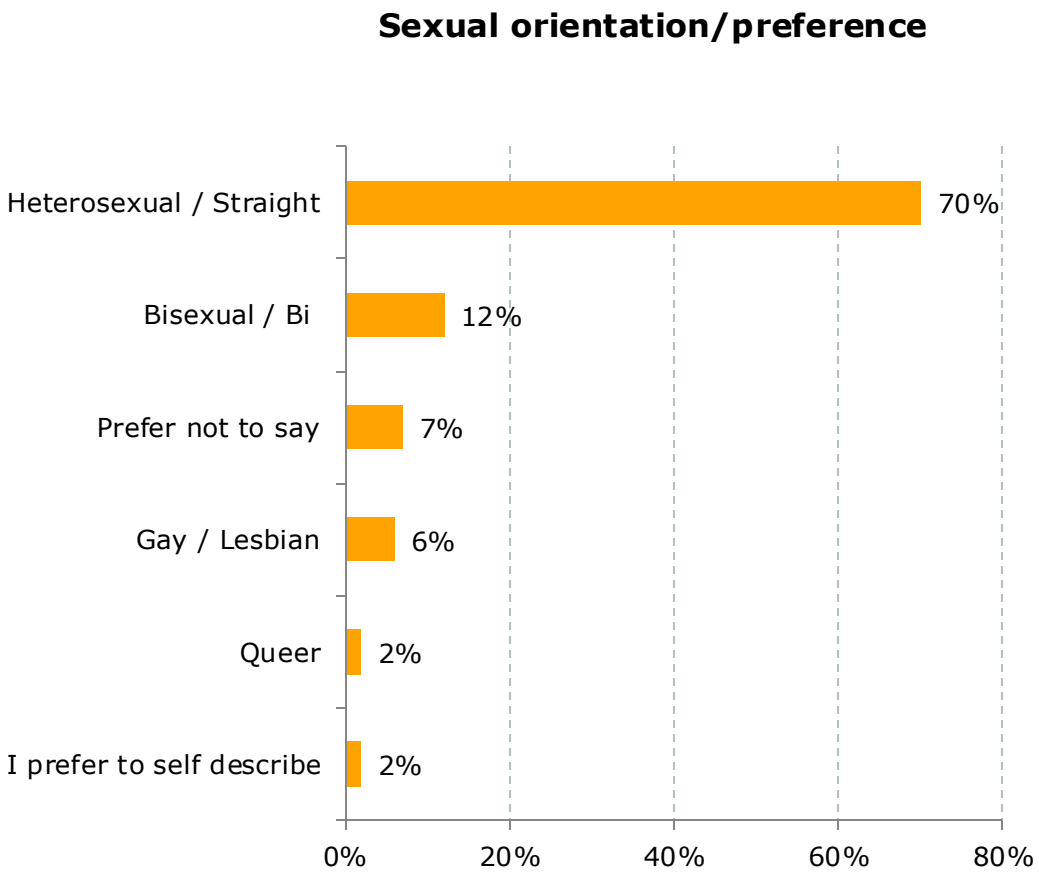

Weighted Base: 3923 respondents.

H9. Which of the following best describes your sexual orientation/preference?

nus national union of students

Demographics

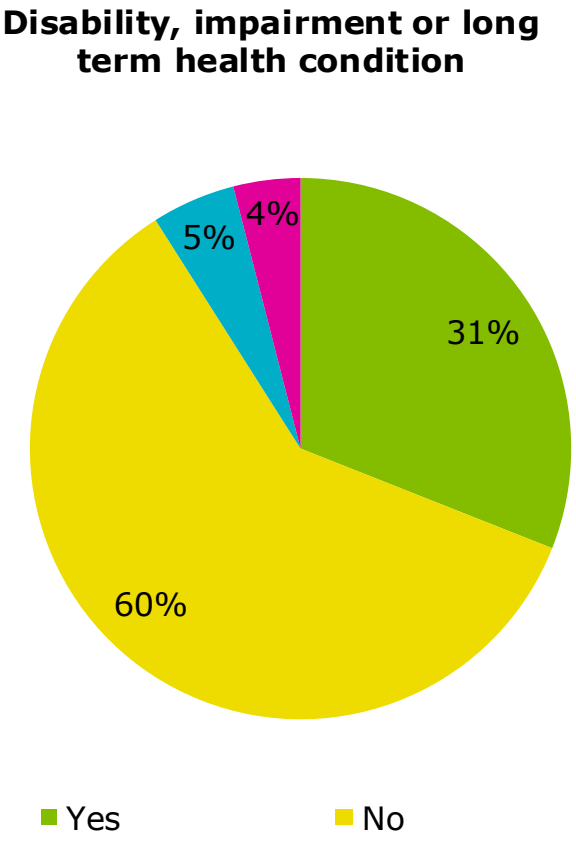

Weighted Base: 3923 respondents.

H12.Do you consider yourself to have a specific learning disability, other disability, impairment, long-term illness or health condition?

nus national union of **students**

Demographics

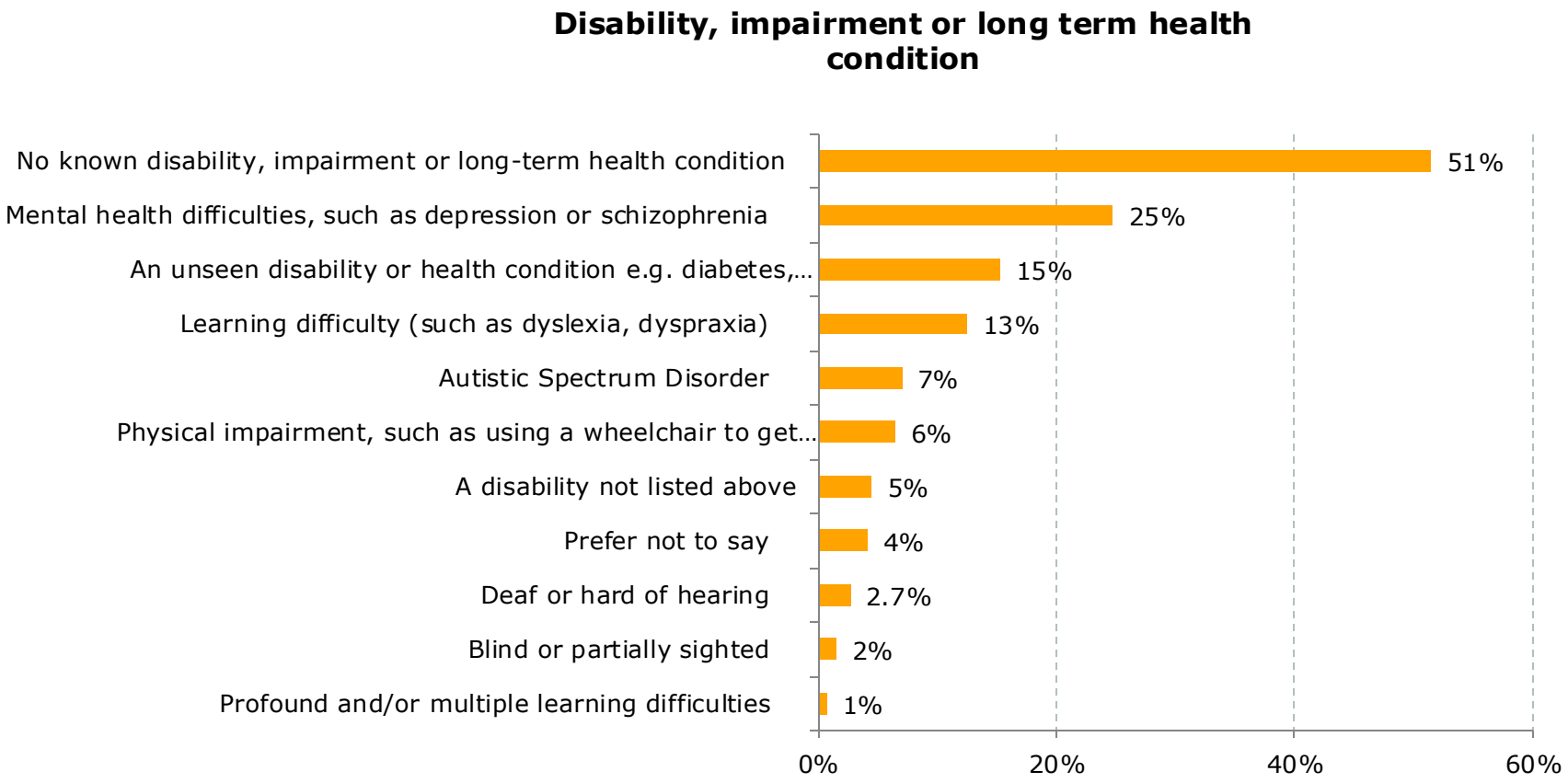

Weighted Base: 3308 respondents

H13. Please describe your disability, impairment or long-term health condition

Demographics

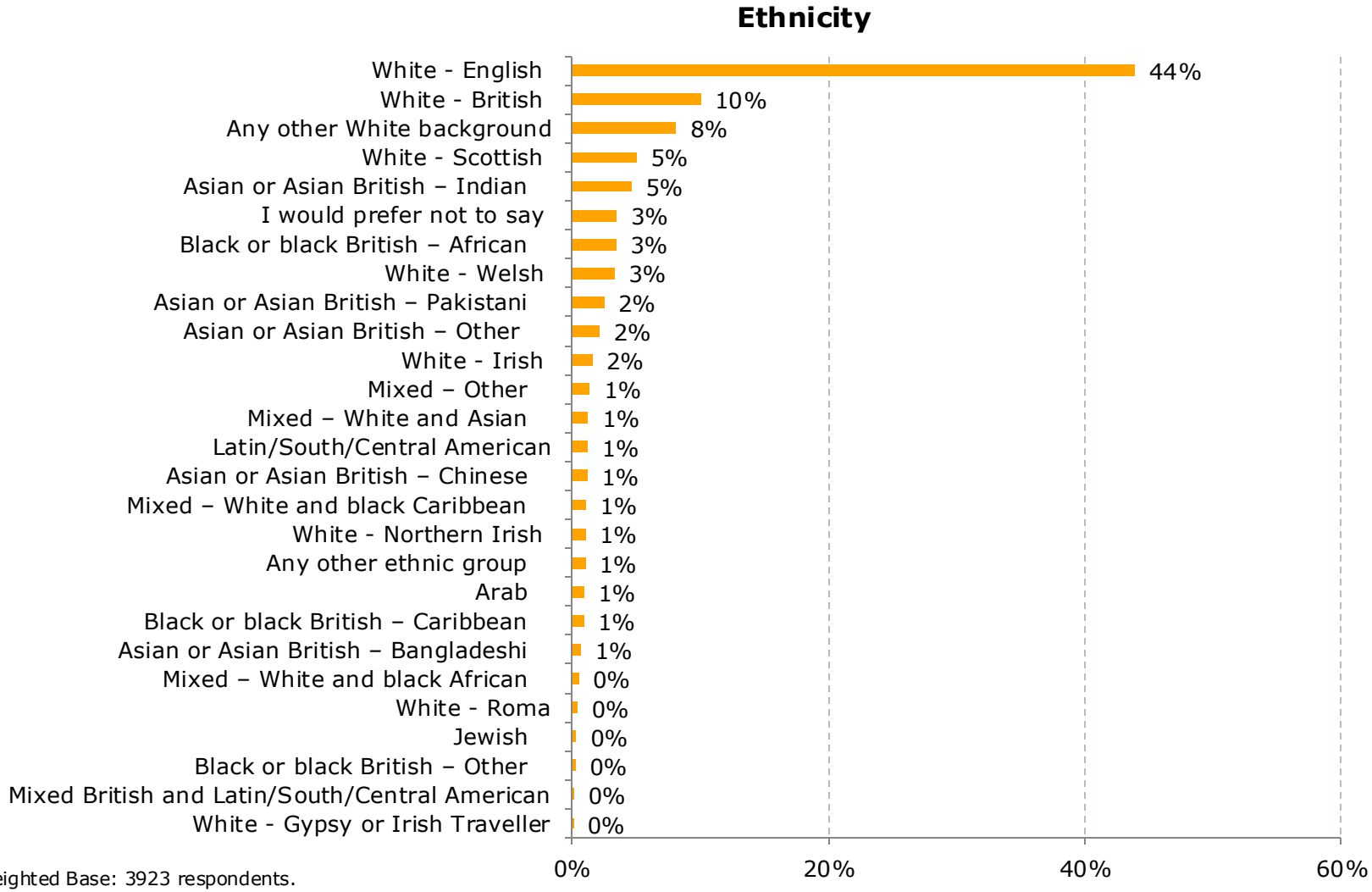

Weighted Base: 3923 respondents.

H10. Which of the following best describes your ethnic group?

Demographics

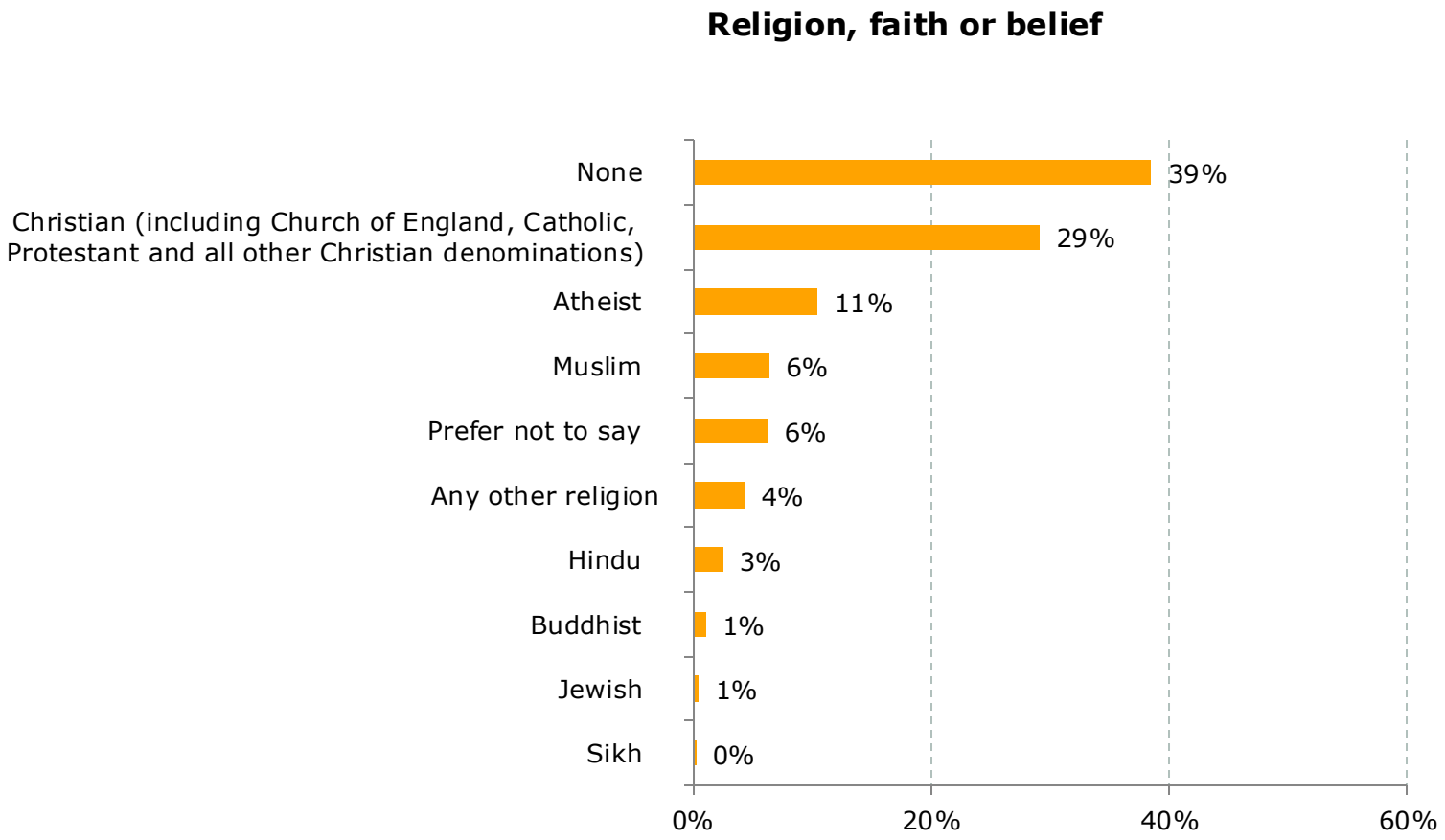

Weighted Base: 3923 respondents.

H11. What is your religion, faith or belief?

nus national union of students

Demographics

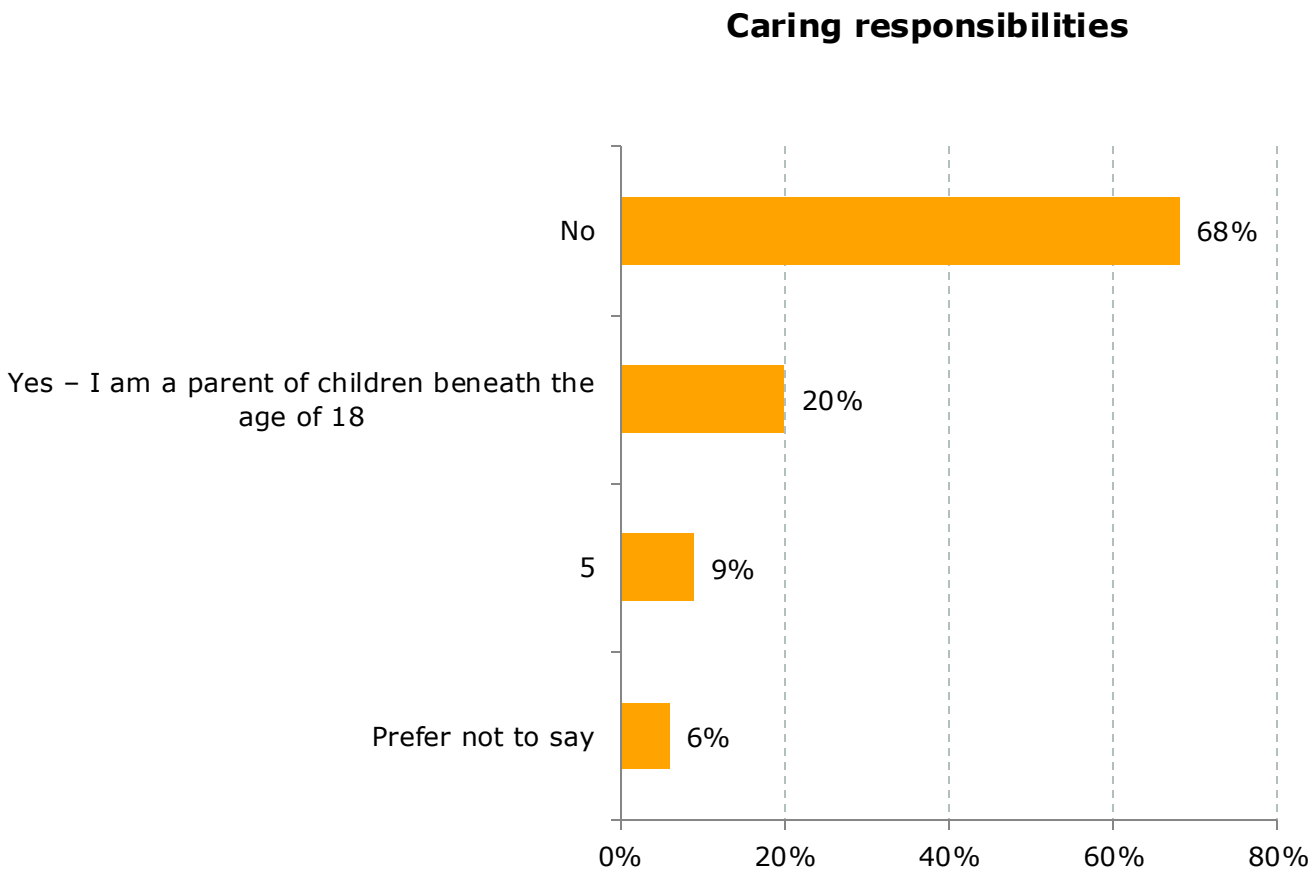

Weighted Base: 3923 respondents.

H15. Do you have any caring responsibilities?

nus national union of students

Demographics

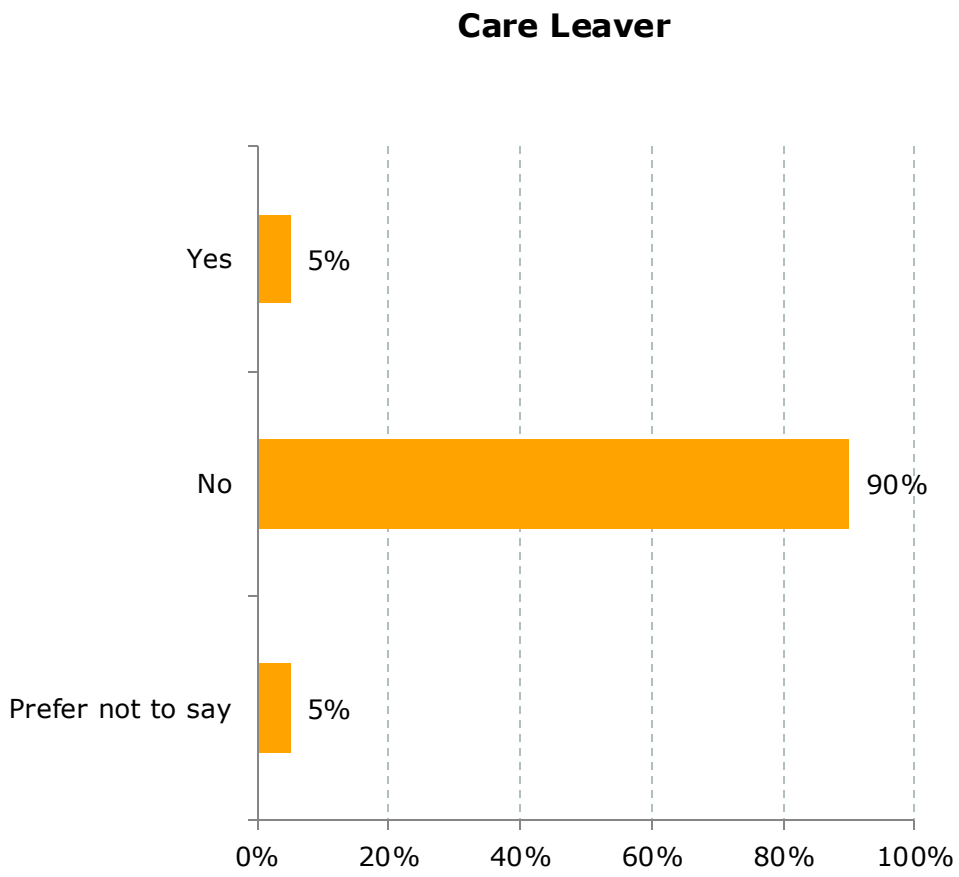

Weighted Base: 3923 respondents.

H16. Do you consider yourself to be care-experienced or a care leaver?

Demographics

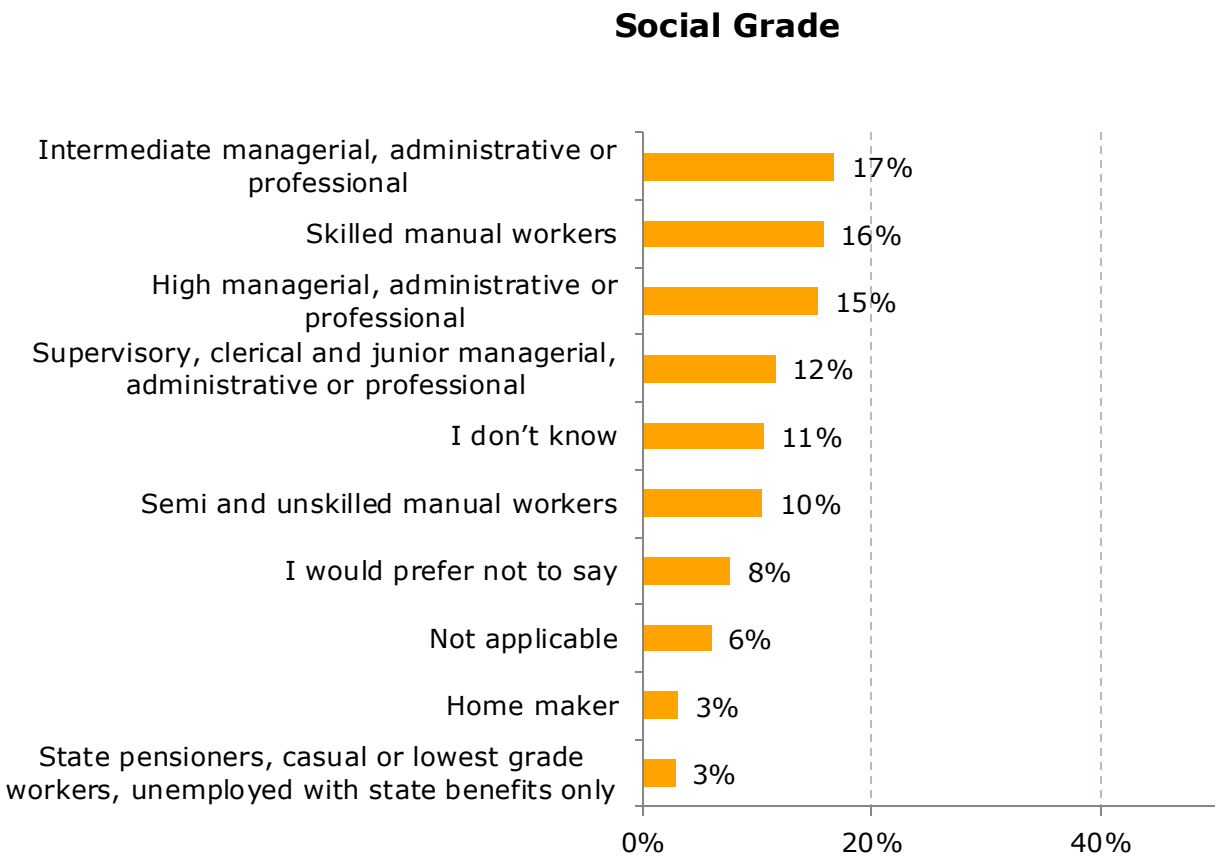

Weighted Base: 3923 respondents. Balance: Don't know / would rather not say

H18. Which of the following best describes the kind of job your parents / guardian did when you were 16 years of age?

nus national union of students

national union of students

Student Survey phase 1 January / February 2022

February 2022