

























Alphabet Bug Hunt

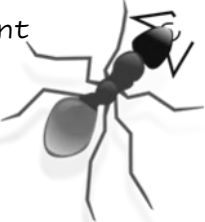

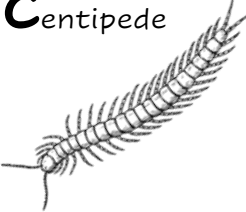







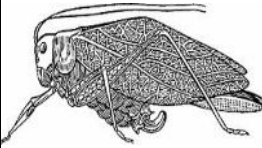











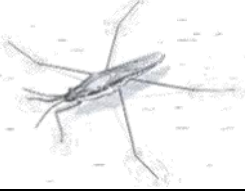



The bug hunting season is a long one! The Alphabet Bug Hunt is intended to take several outings to complete. Check off each letter as you randomly spot the insect or set out to hunt down a particular one. A little research will help you learn where and how best to find each insect. Remember to just use your eyes, be kind, and leave the insects where you found them. Take your time and enjoy the hunt.

A nt 	B umble Bee 	C entipede 	D amselfly 	E arwig 
F ield Cricket 	G round Beetle 	H oney Bee 	I chneumon Wasp 	J umping Spider 
K atydid 	L eafhopper 	M oth 	N ine-spotted Lady Beetle 	O rb Spider 
P ill Bug 	Q uestion Mark Butterfly 	R ough Stink Bug 	S idewalk Mite 	T iger beetle 
U ninvited Mosquito 	V iceroy 	W ater Strider 	X -shaped wings 	Y ellow Jacket 
Z ebra Spider 	<div style="border: 1px solid black; padding: 5px; display: inline-block;"> Black lines on the bottom wings forms a 'V' for Viceroy </div>			

Be kind, keep the bugs and yourself safe.
 Frightened insects may bite or sting.
 Give them no cause to do so.

Alphabet Bug Hunt

The bug hunting season is a long one! The Alphabet Bug Hunt is intended to take several outings to complete. Check off each letter as you randomly spot the insect or set out to hunt down a particular one. A little research will help you learn where and how best to find each insect. Remember to just use your eyes, be kind, and leave the insects where you found them. Take your time and enjoy the hunt.

A nt 	B umble Bee 	C entipede 	D amselfly 	E arwig 
F ield Cricket 	G round Beetle 	H oney Bee 	I chneumon Wasp 	J umping Spider 
K atydid 	L eaf Hopper 	M oth 	N ine Spotted Lady Beetle 	O rb Spider 
P ill Bug 	Q uestion Mark Butterfly 	R ough Stink Bug 	S idewalk Mite 	T iger beetle 
U ninvited Mosquito 	V iceroy 	W ater Strider 	X -shaped wings 	Y ellow Jacket 
Z ebra Spider 	<div style="border: 1px solid black; padding: 5px; display: inline-block; margin-bottom: 10px;"> Black line on bottom wings forms a 'V' for Viceroy </div> <p style="text-align: center;"> Be kind, keep the bugs and yourself safe. Frightened insects may bite or sting. Give them no cause to do so. </p>			