

Center for Agroecology

agroecology.ucsc.edu

UC SANTA CRUZ









*As farmers, our goal is to constantly
foster a growing environment that
discourages weed growth and success.*

**Weeding the crop should be a last
resort.**

Goals

- Germinate and kill as many weed seeds as possible, as many times as possible
- Encourage conditions where weeds are at a competitive disadvantage
- Prevent weeds going to seed

Weed Seed Bank Strategies

- Cover crops
- Pre-plant weed flush
- Finishing a crop



**Good cover crop
management is critical
for good weed control.**











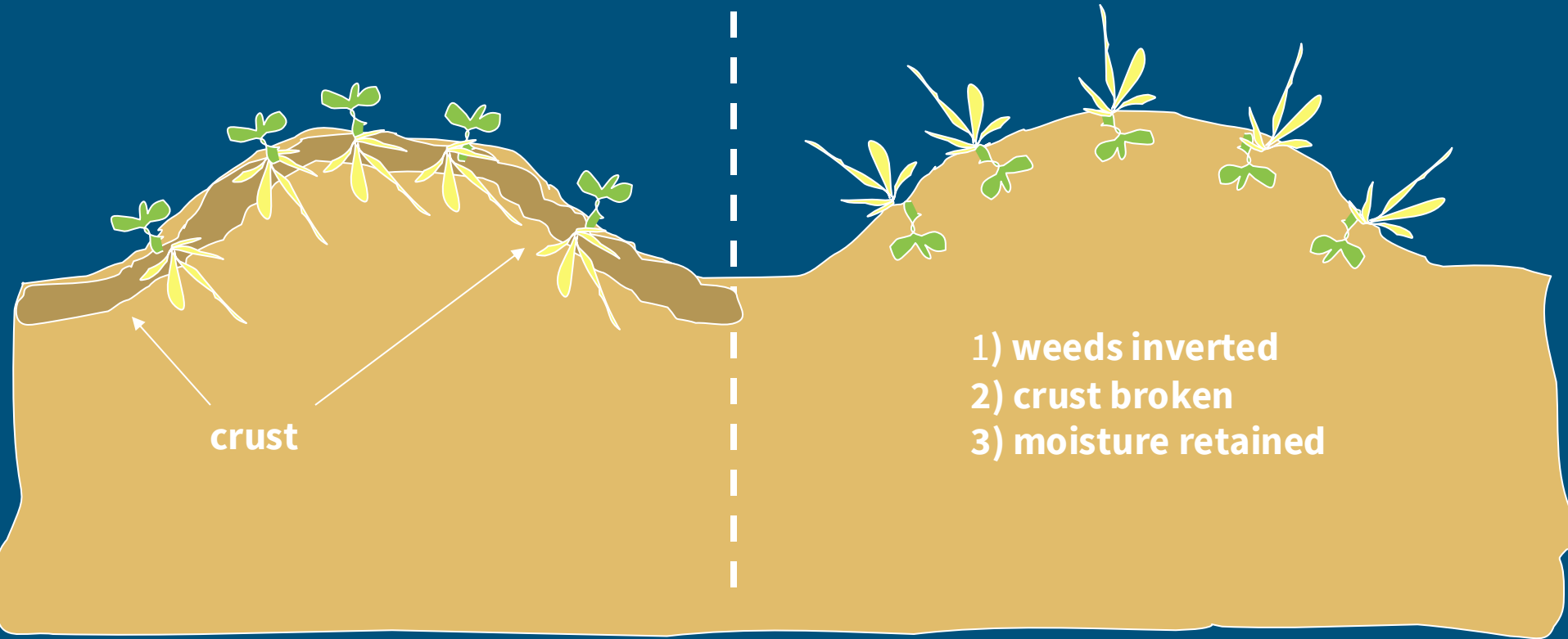


cultivation



**Rolling
Cultivator**

Bed worked with Rolling Cultivator





Perfecta “three-in-one” cultivator

Crop cultivation

- Irrigation
- Cultivation
- Follow up

Irrigation

- Pre-irrigation
 - Establish soil moisture for crop health and timing of subsequent watering
- Watering at establishment
 - ~2" over 2 weeks of overhead
 - Crop day 0 = .5"
 - Crop day 1 = .5"
 - Crop day 4 = .5"
 - Crop day 7 = .5"
 - Enough and not too much
- Cultivate crop @ crop day 11
 - Transition to drip
 - Subsequent irrigations at 2 times/week
 - Enough and not too much





Crop cultivation: basic

- Cultivate at crop day 11-12
 - Weeds in thread stage or pre-emergent
- Mechanically cultivate furrows and bed tops
 - Hoe bed tops if necessary
- Hand hoe in row
- Space your plantings for canopy closure

**Timing in terms of
size is critical**



















Follow up & finishing a crop

- Hand weeding as necessary
 - Rogue large weeds; ~30-45 mins/acre
- Stop weed growth/setting seeds
 - Mow ASAP
 - Bed recycler/tandem disc
 - Undercutter bar






**Flail
mower**



Under-cutter blade



Crop cultivation

- Irrigation
- Cultivation
- Follow up

Weed Seed Bank Strategies

- Cover crops
- Pre-plant weed flush
- Finishing a crop

Follow up & finishing a crop

- Hand weeding as necessary
 - Rogue large weeds; ~30-45 mins/acre
- Stop weed growth/setting seeds
 - Mow ASAP
 - Bed recycler/tandem disc
 - Undercutter bar

*As farmers, our goal is to constantly
foster a growing environment that
discourages weed growth and success.*

**Weeding the crop should be a last
resort.**

Crop cultivation

- Irrigation
- Cultivation
- Follow up

Weed Seed Bank Strategies

- Cover crops
- Pre-plant weed flush
- Finishing a crop

Follow up & finishing a crop

- Hand weeding as necessary
 - Rogue large weeds; ~30-45 mins/acre
- Stop weed growth/setting seeds
 - Mow ASAP
 - Bed recycler/tandem disc
 - Undercutter bar





Farmall Cub



Kubota 245






Allis Chalmers “G”
with basket weeder



Allis Chalmers “G”
electric conversion





Finger weeder



Tine Weeder



Flame weeding







