



# Washington Teachers' Union

Fighting for the schools DC's community deserves

1239 Pennsylvania Ave SE • Washington, DC 20003 • 202.517.1477 • www.wtulocal6.net

## Guide to Becoming A WTU Member

(Contact [membership@wtulocal6.net](mailto:membership@wtulocal6.net) if you need assistance)

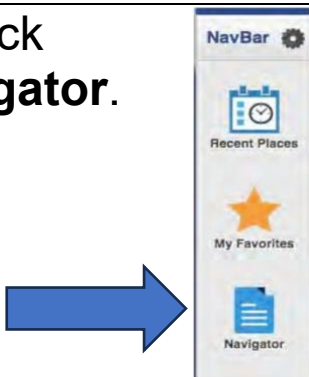
### 1. Login into PeopleSoft.



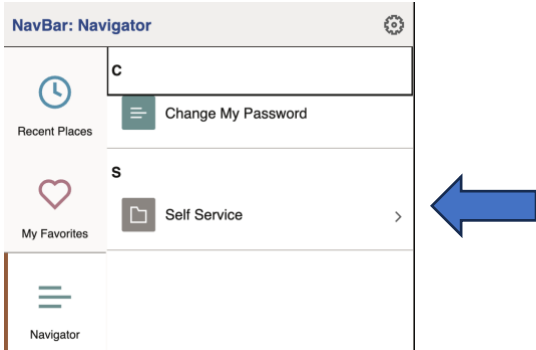
### 2. Click NavBar (far right icon).



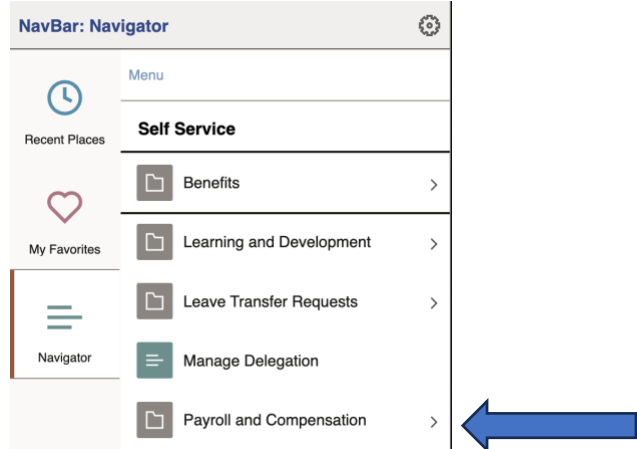
### 3. Click Navigator.



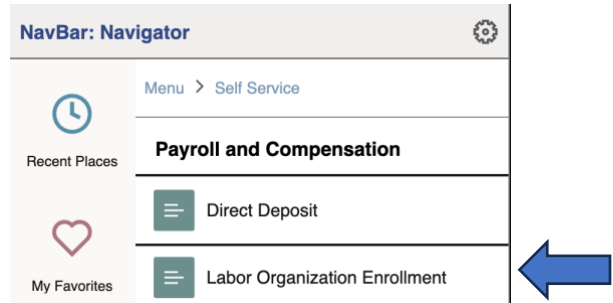
### 4. Click Self-Service.



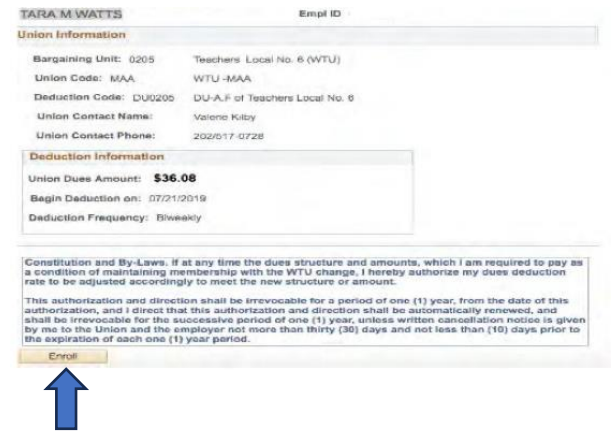
### 5. Click Payroll and Compensation



### 6. Click Labor Organization Enrollment.



### 7. Read the Disclaimer and Click Enroll



8. Verify Identity by re-entering your password. You should receive an email that you have successfully enrolled.